

BMW X5

www.bmw.com



Sheer
Driving Pleasure



THE NEW BMW X5.

A WORK OF PROGRESS.

BMW EfficientDynamics

Less emissions. More driving pleasure.

International version. Please contact your local dealer for country specific information.





The BMW X5

MASTER OF MULTI-TASKING.

- 06 Exterior**
Perfectly poised for every journey.
- 12 Driving dynamics**
Adaptive suspension packages, the BMW xDrive intelligent four-wheel drive system.
- 14 Cockpit**
Intuitive and intelligent.
- 16 Aerodynamics**
Setting new standards.
- 18 Interior**
Exclusive atmosphere.
- 20 Design**
Expressive aesthetics.

Technology

INNOVATIONS THAT SET TRENDS.

- 22 BMW ConnectedDrive**
So connected, you're free.
- 26 BMW EfficientDynamics**
Technology package for reduced fuel consumption and emissions.
- 28 BMW TwinPower Turbo engines**
Maximum performance from minimum fuel consumption.
- 30 M Performance**
M gene included.
- 32 Suspension and safety**
Innovations for even greater pleasure.
- 36 Research and development**
Suspension testing at the limit.

Equipment

AS INDIVIDUAL AS YOU ARE.

- 38 BMW X5**
- 40 Pure Experience design**
- 42 Pure Excellence design**
- 44 M Sport package**
- 46 BMW Individual**
- 48 Colours, upholstery and interior trims**
- 52 Standard / Optional equipment**
- 63 Original BMW Accessories**

Overview

THE VERSATILITY OF THE BMW X5 AT A GLANCE.

- 64 Technical data and information on fuel consumption and CO₂ emissions**
- 66 BMW Service**
Exclusive offers for BMW customers.

Editorial

DESIGNED TO OUTDO ITSELF. YET AGAIN.

Since its launch, the BMW X5 has been setting milestones in its class – a class of which it was the founding member. And now it's back: The third generation X5 has again surpassed its own benchmarks – as a Sports Activity Vehicle (SAV) that delivers outstanding luxury and unparalleled comfort in every regard and never fails to exceed expectations.

It features a huge array of intelligent technologies that take efficiency and dynamism (not to mention comfort and safety) to a whole new level – even when it goes off-road. The BMW X5's superiority is also evident in its two new design worlds– Pure Experience and Pure Excellence. No matter whether you want to make a powerful impression, or prefer a look of understated sophistication, there are plenty of design options for expressing your own personal style through the exterior and luxurious interior. The striking curves on the BMW X5 signify a personality that never fails to announce its one overriding attribute: supremacy.

www.bmw.com/X5

Specifications of model shown: BMW X5 xDrive50i with the Pure Experience exterior design and Pure Excellence interior design.

| | | | |
|---------------|--|------------------|--|
| Engine: | BMW TwinPower Turbo eight-cylinder petrol engine | Wheels: | 19" light alloy wheels Star-spoke style 449 |
| Power output: | 330kW (450hp) | Exterior colour: | Sparkling Brown metallic |
| | | Upholstery: | Exclusive extended Nappa leather Ivory White |
| | | Interior trim: | American Oak fine-wood trim |

Specifications of model shown: BMW X5 xDrive30d with the Pure Excellence exterior design and Pure Experience interior design.

| | | | |
|---------------|--|------------------|--|
| Engine: | BMW TwinPower Turbo six-cylinder in-line diesel engine | Wheels: | 19" light alloy wheels Multi-spoke style 448 |
| Power output: | 190kW (258hp) | Exterior colour: | Mineral White metallic |
| | | Upholstery: | Exclusive extended Nappa leather Mocca |
| | | Interior trim: | FineLine Pure fine-wood trim |

TRUE LUXURY
& A POWERFUL
PERSONALITY.





THE ULTIMATE ALL-ROUNDER.

Every day presents different challenges. Luckily, the BMW X5 has what it takes to tackle just about anything: versatility. Its two-part tailgate provides easy access to smaller items of luggage and the lower section opens up to create a platform capable of supporting up to 250kg. The rear seat backrest can be reclined in a 40:20:40 split and when it's completely folded down the luggage compartment capacity is increased to a massive 1,870 litres. The optional third row of seats can accommodate two additional passengers, so there's room for up to seven people. In short: the BMW X5 has a clever solution for whatever challenge comes its way.

Just as impressive as the BMW X5 is the latest incarnation of the iconic BMW R 1200 GS travel enduro motorcycle. Tough, dynamic and unmistakable – this machine's innovative design and cutting-edge technologies make it the most reliable companion for biking adventures on all kinds of terrain.



The very first moment you come face-to-face with the BMW X5, your eyes will be instinctively drawn to its compelling design. Its expressive front with optional Adaptive LED Headlights and the athletic side contours generate a masculine look that's beyond compare. No matter when and where you encounter the BMW X5, one thing is certain – its exclusive appearance will take your breath away.

REIGN SUPREME.





RULES THE ROAD.
AND YOUR HEART.

All the expectations aroused by the masterly presence of the BMW X5 will be confirmed and surpassed when you see it in action. From supremely sporty to comfortable, the optional adaptive suspension packages ensure optimal roadholding for every style of driving. When combined with the intelligent BMW xDrive four-wheel drive system, the X5 delivers an unforgettable driving experience regardless of the road surface or weather conditions, all while providing outstanding safety and the ultimate in driving pleasure. And it doesn't matter which direction you're headed, as the BMW X5 knows one way to go: its own.



In the cockpit of the BMW X5, this is easier than ever: all the controls, such as the iDrive Touch Controller, are fully geared towards the driver and the overall clarity of the design is a pleasure to behold. The various BMW ConnectedDrive assistance systems are also clearly focused on one overriding goal: your comfort and safety. Should you find yourself stuck in a traffic jam, for instance, the optional Traffic-queue assistant assumes control of the vehicle, automatically moving forward, maintaining a safe distance to the car in front and steering. After all, sometimes you just need to sit back and relax to really take charge.

SIT DOWN AND
RISE ABOVE IT ALL.

EVEN BLOWS THE WIND AWAY.

Air resistance is no match for the sophisticated aerodynamics of the BMW X5. The car's designers came up with innovative features that greatly improve the air flow. For example, wind turbulence at the front wheel arches is greatly reduced thanks to the Air Curtain on the front apron and the Air Breather at the front wheel arches. Aerodynamically enhanced exterior mirrors and the aeroblade on the rear also play a role in delivering the lowest drag coefficient (C_d value) in its class.






When you take a seat in the BMW X5, one thing becomes instantly clear: perfection is the culmination of an unerring attention to detail. Prepare to be awed by the overall sense of spaciousness in the BMW X5, which is also available with an optional third row of seats, and the meticulously selected premium materials and excellent craftsmanship. Opulence has found a new home: where the aroma of exquisite leather meets the sensory pleasure of fine woods and elegant trims. Combined with the striking atmosphere generated by the ambient lighting design, you'll enjoy an ambience of supreme exclusivity. And the optional Bang & Olufsen High End Surround Sound System takes perfection to a whole new level. The BMW X5 offers a feast for the senses, no matter where you decide to sit.

ENJOY THAT FRONT-ROW FEELING –
NO MATTER WHERE YOU SIT.



ENOUGH SAID.

Style is an elusive concept that can be interpreted in a variety of ways – as evidenced by the BMW X5 and its two impressive design concepts: Pure Experience and Pure Excellence. The Pure Experience design further accentuates the vehicle's masculine presence and powerful personality. On the exterior, the visible stainless steel underbody protection on the bumpers and side sills blends in perfectly with the matt silver air inlets at the front. Meanwhile, the Pure Excellence design is an unmistakable expression of timeless elegance. This design concept features underbody protection in body colour on the bumpers and side skirts, which is elegantly contrasted by the chrome-plated kidney grille slats and rear bumper trim, as well as the chrome-look side window trim. And the optional M Sport package is ideal for highlighting the vehicle's athletic pedigree. But no matter which look you choose, one thing is certain: the BMW X5 is the perfect vehicle for expressing your own innate sense of style.




BMW ConnectedDrive

So connected, you're free.

Our world is becoming more closely connected every day. BMW drivers are used to the fact that their vehicle and their world are connected – that they can request information, communicate via telephone or email and always be up to date while they're on the go. The BMW ConnectedDrive concept encompasses all the services and innovative technologies that network BMW vehicles and their passengers with the world outside and the traffic around.





BMW ConnectedDrive encompasses a wide range of intelligent services and assistance systems, allowing everybody to choose just what they need. The BMW ConnectedDrive Services & Apps provide greater flexibility by networking the driver, car and the outside world. The BMW ConnectedDrive driver assistance systems make every drive in a BMW both safer and more convenient. Intelligent systems make the driver's job easier and minimise the risk of accidents.

More information is available at www.bmw.com/ConnectedDrive

BMW CONNECTED DRIVE SERVICES & APPS – INTELLIGENT CONNECTIVITY.

The **BMW ConnectedDrive Services & Apps*** – configuring them according to your individual needs is now quicker and easier than ever before. Want to listen to your favourite music on every journey? No problem with AUPEO! personal internet radio.



AUPEO! PERSONAL INTERNET RADIO – CREATE YOUR OWN RADIO PROGRAMME.
With a smartphone and the free AUPEO! personal internet radio app you can make sure that you will only ever hear music that you like. Customisable internet radio adapts itself to your musical taste. Choose from over 120 music genres and access a music library that currently comprises over one million songs. Use the “Love” and “Ban” buttons in the Control Display to define your musical preferences. The smartphone is connected to the car via the snap-in adapter or a cable recommended by BMW. This function requires the Navigation System Professional.



INTERNET – INFORMATION AT YOUR FINGERTIPS.
Whether you need to check the balance in your bank account, place a bid on eBay or look something up in Wikipedia, the BMW ConnectedDrive Internet option ensures that you can do whatever you need to do online. To enable you to surf to your heart's content, the iDrive Controller in the centre console doubles as a computer mouse.



BLUETOOTH OFFICE – ALWAYS IN TOUCH.
Bluetooth Office enables BMW office functions such as emails, appointments, tasks, contacts and text messages to be shown on the Control Display or read aloud over the audio speakers using the read-aloud function. All compatible mobile end devices are listed at www.bmw.com/bluetooth.

* May not be available in all countries. Please consult your BMW partner.
The images shown here are equipment examples. Features are individually specific to every BMW. Depending on the model, the Control Display and presentation of content may differ.

BMW CONNECTED DRIVE DRIVER ASSISTANCE – A CO-PILOT YOU CAN COUNT ON.

BMW ConnectedDrive driver assistance comprises a host of innovative functions for greater safety and convenience, which make every trip even more enjoyable. Want to know where your next turn is? The full-colour BMW Head-Up Display has the answer. Tricky parking space? Just leave it to the Park Assistant.



BMW HEAD-UP DISPLAY – ALWAYS SEE WHERE YOU'RE GOING.

The optional full-colour BMW Head-Up Display projects relevant driving information straight into the driver's field of vision, thereby allowing the driver to always remain focused on the road ahead. The display shows information such as the current speed, navigation directions, Speed Limit Info incl. no-overtaking indicator, along with Check Control messages and infotainment information.



PARKING ASSISTANT – A WELCOME TOUCH.

This optional system makes it easier to parallel park in roadside spaces. It measures potential spaces when driving past at speeds below 35km/h. Once a large enough space has been found, the Park Assistant takes over the steering while the driver supports the manoeuvre by working the accelerator and brake pedal – with help from directions in the Control Display and additional acoustic signals. So you can park easily at any time, without having to awkwardly turn your head or change your seating position.



BMW NIGHT VISION WITH PEDESTRIAN RECOGNITION AND ACUTE WARNING – THE BENEFIT OF FORESIGHT.

An optional infrared camera in the double kidney grille transmits images of people and animals up to 300 metres ahead of the car directly onto the Control Display. Pedestrian recognition also gives a visual warning to indicate any people moving close to the road, up to a distance of 100 metres ahead. This way, the driver can anticipate any possible danger early in advance and react more quickly. The new acute warning helps the driver respond to sudden critical situations, thereby further increasing driving safety.



SURROUND VIEW – GET 360° VISION.

With these optional systems the driver has a better view of the car's immediate vicinity when parking. Surround View shows a bird's eye view of your BMW on the Control Display. The Side View system included with this equipment option ensures better visibility when entering a main road from a driveway or side street. In addition, the Rear View camera enhances visibility when reversing at speeds below 20km/h, for example when parking. With these systems, you'll always feel in control of the situation – for a more relaxed driving experience.



DRIVING ASSISTANT – LEAN BACK AND LEAVE THE ROAD TO YOUR BMW.

The Driving Assistant combines the camera-based Lane Departure Warning and Approach Warning systems. At speeds above approx. 70km/h, the system warns you via a light vibration in the steering wheel if the vehicle unintentionally leaves its lane. The Approach Warning monitors the vehicles up ahead and issues a warning if there is a risk of collision. The system even detects pedestrians and warns the driver if there is a risk of collision and initiates braking if necessary.



LANE DEPARTURE WARNING – STAY ON TRACK, STAY SAFE.

At speeds above around 70km/h, the optional Lane Departure Warning incl. camera-based Approach Warning registers the lane markings ahead up to a distance of 50 metres. If the vehicle is in danger of crossing a marking, the driver is promptly warned by means of a gentle vibration in the steering wheel. If the indicator is active – i.e. the driver is changing lanes on purpose – then no warning is issued. The camera-based Approach Warning issues a warning if there is not enough distance between you and the vehicle ahead, or if there is risk of a collision. The Lane Change Warning system alerts the driver to the presence of vehicles in their blind spot, or vehicles approaching at great speed, via a visual signal in the exterior mirror.

BMW EfficientDynamics

Less emissions. More driving pleasure.



BMW EFFICIENT DYNAMICS – MAKING A LITTLE GO A LONG WAY.

BMW was one of the first manufacturers to pursue the goal of efficient driving technologies, as a part of its multiple award-winning sustainability strategy. BMW EfficientDynamics, included as standard, is a comprehensive technology package designed to reduce fuel consumption and emissions – while simultaneously enhancing dynamic performance. This has enabled the BMW Group to reduce the CO₂ emissions of its European fleet of new cars by over 30% since 1995. There are already 24 BMW models¹ that produce a maximum of only 120g of CO₂/km. The BMW Group intends to achieve a further 25% reduction in CO₂ emissions by 2020.

Different paths to the same destination: unmistakable BMW driving pleasure. Under the umbrella of the BMW EfficientDynamics project, BMW is continuously developing innovative systems that will bring us closer to the long-term goal of emission-free mobility. This BMW initiative for more driving pleasure is based on several pillars:

Technology package. The optimisation of vehicles powered by conventional diesel and petrol engines continues apace. A comprehensive technology package with innovations such as BMW TwinPower Turbo technology, the ECO PRO Mode and the Auto Start-Stop function actively reduces fuel consumption and CO₂ emissions, while simultaneously increasing performance and driving pleasure. And all this is standard in every BMW.

BMW ActiveHybrid. The BMW range includes impressive hybrid models, such as the BMW ActiveHybrid 3, BMW ActiveHybrid 5 and BMW ActiveHybrid 7. All models feature intelligent energy management for outstanding efficiency and exceptional dynamics.

BMW eDrive. The smart and dynamic way of electric driving. The newly developed drive technology takes sheer driving pleasure into the future. Three components are at the heart of BMW eDrive technology: an electric synchronous motor, a lithium-ion high-performance battery and intelligent energy management. This drive technology enables an electric premium driving experience and paves the way into the emission-free mobility of the future.

BMW i. Inspired by the EfficientDynamics philosophy, BMW i develops visionary new vehicle concepts based on electromobility, such as the BMW i3 and the BMW i8. While including existing BMW EfficientDynamics technologies, these vehicles also use innovations from the field of intelligent lightweight construction, such as the use of carbon. With a focus on sustainability along the entire value chain and a range of supplementary mobility services, BMW i is redefining our understanding of individual mobility.

THE BMW EFFICIENT DYNAMICS FEATURES IN THE BMW X5 AT A GLANCE.

The **Auto Start/Stop function** switches off the engine when the vehicle comes to a temporary standstill (e.g. at traffic lights or in a traffic jam) to further reduce overall fuel consumption and emissions. When the driver takes their foot off the brake, the engine automatically starts up again in a fraction of a second.

BMW has been building cars using intelligent **lightweight construction** techniques since the 1930s. Particularly light materials are used for certain carefully selected parts of the car body – such as aluminium in the suspension and at the front of the car. Thanks to various lightweight construction measures, BMW succeeded in reducing the unladen weight of the BMW X5 sDrive25d down to 1,995 kg (acc. DIN) – a uniquely low figure for a vehicle of this class. This increases fuel efficiency and driving performance, but in no way compromises BMW's extremely high safety standards.

Aerodynamics. Thanks to a range of optimised aerodynamic elements, the BMW X5 xDrive30d delivers an excellent drag coefficient (C_d value) of 0.31. This in turn has a positive effect on overall efficiency and fuel consumption. These elements include air vent control, the Air Curtain in the front apron, the Air Breather in the front wheel arches, as well as the combination of an active rear spoiler and aeroblate.

The **eight-speed Steptronic transmission** makes changing gears and driving significantly more convenient, thanks to fast engine speed transitions and shorter shift times. It unites outstanding comfort with palpable dynamics and increased fuel efficiency.


The fuel-efficient **ECO PRO Mode** intelligently adapts the characteristics of the accelerator pedal and transmission, as well as the heating/air conditioning settings. ECO PRO tips encourage drivers to adopt a more efficient driving style, while the bonus mileage display keeps them informed about how many kilometres they have saved by driving in the ECO PRO Mode. The ECO PRO Mode helps drivers reduce their fuel consumption by up to 20 percent, depending on their driving style. A further five percent reduction is made possible by additional functions including coasting mode, the Route-Ahead Assistant and ECO PRO Route – all of which are available in conjunction with the Navigation System Professional. These potential fuel savings were calculated during internal BMW fuel consumption studies.

BMW BluePerformance technology reduces the nitric oxide (NO_x) generated by diesel engines to a minimum. It has no impact on the actual combustion process and does not adversely affect the diesel engine's high degree of efficiency. As a result, the BMW X5 diesel models already comply with the EU6 emissions standard – even though it doesn't come into effect until 1 September 2014.

¹ Status as of 09/2013.

PEAK PERFORMANCE UNDER PRESSURE. BMW TWIN POWER TURBO TECHNOLOGY.


BMW TwinPower Turbo. The innovative BMW TwinPower Turbo petrol engines are among the core elements of the BMW EfficientDynamics strategy and have already been honoured with numerous awards. They combine the latest fuel injection systems with fully variable power distribution and innovative turbo charger technology.



BMW X5 xDrive35i. The BMW TwinPower Turbo six-cylinder in-line petrol engine combines a TwinScroll turbocharger with Valvetronic, Double-VANOS and High Precision Injection. Responsive acceleration, smooth running and a torque of 400Nm are the defining hallmarks of this powerplant, which delivers an output of 225kW (306hp)¹ and takes just 6.5 seconds to sprint from 0 to 100km. This intelligent package of technologies significantly reduces average fuel consumption to 8.5 litres/100km with CO₂ emissions of 197–199g/km.

BMW X5 xDrive50i. The BMW TwinPower Turbo V8 engine combines two turbochargers with Double-VANOS and High Precision Injection. The result is a massive maximum torque of 650Nm at engine speeds of between 2000–4500rpm. With an output of 330kW (450hp)¹, it can accelerate from 0 to 100km/h in an incredible 5 seconds. And High Precision Injection ensures super efficient fuel consumption.

BMW TwinPower Turbo. In diesel engines, BMW TwinPower Turbo technology includes state-of-the-art fuel injection technologies for enhanced efficiency, as well as fully variable power distribution and innovative turbocharging technology for a more dynamic ride. All diesel models feature lightweight aluminium construction and are equipped with a zero-maintenance particle filter.



BMW X5 sDrive25d/xDrive25d. This BMW TwinPower Turbo four-cylinder diesel engine with a 2.0 litre capacity and an output of 160kW (218hp)¹ combines CommonRail direct injection and a two-stage turbocharger with variable turbine geometry, making it the most efficient engine in the range. The BMW X5 sDrive25d comes with a rear-wheel drive as opposed to an all-wheel drive. The resulting weight distribution plays a major role in delivering particularly low fuel consumption and emission figures. The maximum torque of 450Nm is generated at an engine speed of just 1500rpm. Both the BMW X5 sDrive25d and the xDrive25d accelerate from 0 to 100km/h in 8.2 seconds and reach a top speed of 220km/h. Average fuel consumption: 5.6–5.7 litres of diesel per 100 kilometres (xDrive25d: 5.8–5.9 l). CO₂ emissions: 149–151g/km (xDrive25d: 154–156g/km).

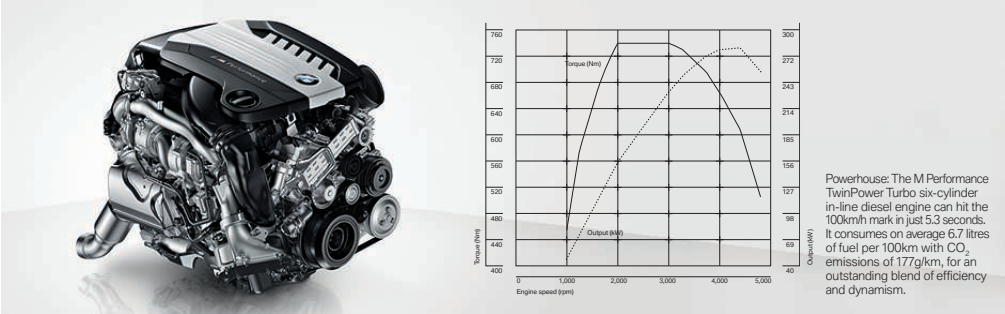
BMW X5 xDrive30d. The BMW TwinPower Turbo six-cylinder in-line diesel engine with a capacity of 3.0 litres combines CommonRail direct injection and a turbocharger with variable turbine geometry. At engine speeds as low as 1500rpm, this 190kW (258hp)¹ powerplant delivers an impressive 560Nm of torque and takes just 6.9 seconds to sprint from 0 to 100km. It consumes an average of just 6.2 litres per 100km, with CO₂ emissions of just 162–164g/km.

BMW X5 xDrive40d. This diesel engine features impressive BMW TwinPower Turbo technology that combines CommonRail direct injection and a two-stage turbocharging system with variable turbine geometry to generate an output of 230kW (313hp)¹ and a maximum torque of 630Nm at just 1500rpm. The BMW X5 xDrive40d delivers an outstanding performance while keeping fuel consumption and CO₂ remarkably low (6.2–6.3 litres per 100km and 164–166g/km, respectively). It takes just 5.9 seconds to power from 0 to 100km/h and has a top speed of 236km/h.

¹ Fuel consumption and CO₂ emissions are affected by the selected wheel and tyre sizes. For more information please see pages 64/65.

THE BMW X5 M50d. M GENE INCLUDED.

powered by 



The BMW X5 M50d has greatly benefited from the combined experience of the engineers of BMW M, whose expertise has ensured precision tuning between the drive, suspension and steering. Behind the wheel, you will enjoy precise, sporty handling for an exceptionally intense driving experience. The M Performance TwinPower Turbo engine has immensely satisfying acoustics and delivers a powerful output of 280kW (381hp)¹ and a maximum torque of 740Nm. This force is transferred directly to the road with optimal traction thanks to the intelligent xDrive four-wheel drive. Its highly exclusive interior and exterior details are guaranteed to turn heads, such as the special air intakes in the front apron and exterior mirror caps in Ferric Grey metallic. These are perfectly complemented by optional 20" light alloy wheels in Double-spoke style 468 M with mixed tyres (shown here). The distinctive interior includes features such as door sill finishers with the 'M50d' logo, sport seats in Anthracite Alcantara/leather combination upholstery, the Aluminium Hexagon interior trim, along with the BMW Individual headliner in Anthracite.

¹ Fuel consumption and CO₂ emissions are affected by the selected wheel and tyre sizes. For more information please see pages 64/65.



Eight-speed Steptronic sport transmission. Gear lever with the M logo.



Exhaust tailpipe. The trapezoidal tailpipes on the left and right are encased in a black chrome trim.




Logo. Striking M50d lettering in Dark Chrome.





THE BEST FOUNDATION FOR SUPERIOR DRIVING DYNAMICS. AN OUTSTANDING SUSPENSION.

Optimised road holding is crucial for a truly dynamic driving experience. In the BMW X5, this is achieved by a weight distribution of almost 50:50 between the front and rear axles, as well as neutral steering behaviour, a high level of directional stability and fantastic traction courtesy of the intelligent xDrive four-wheel drive system. Read on to find out more.



xDrive. The intelligent BMW xDrive four-wheel drive system adapts perfectly to even the most challenging road surface conditions and always provides outstanding traction. With xDrive and Dynamic Stability Control (DSC), your car remains directionally stable and controllable. xDrive flexibly distributes drive power to the front and rear wheels, performing lightning-fast adjustments to ensure optimum ground contact at all times. This allows xDrive to combine the advantages of a four-wheel drive – traction, directional stability and safety – with typical BMW agility.

Servotronic. The standard Servotronic feature adjusts the power steering to suit the current speed and also ensures a direct, precise steering response at high speeds. It also provides superior comfort by minimising the physical effort required when steering, while increasing agility when parking, manoeuvring, or navigating narrow or twisting roads.

Active steering. The active steering option is synonymous with precision, agility and comfort in every driving situation. At low speeds – such as urban driving or parking – Active steering increases the steering angle. This way, you can precisely manoeuvre the vehicle by slightly rotating the steering wheel, meaning that you no longer have to keep turning it to produce the desired result. This makes your BMW significantly more agile and takes the stress out

of parking. For greater control in the upper speed range (from approx. 120 to 140km/h, depending on the model and calibration), Active steering produces a more indirect steering ratio, thereby reducing the degree to which the wheels are turned. This means you can more precisely control the wheels using larger turns of the steering wheel, for greater convenience and stability. Active steering also intervenes to support you in the event of critical situations such as oversteering or braking on different road surfaces – it reacts even faster than the most experienced drivers (not available with the M50d, X5 sDrive25d and X5 xDrive25d).

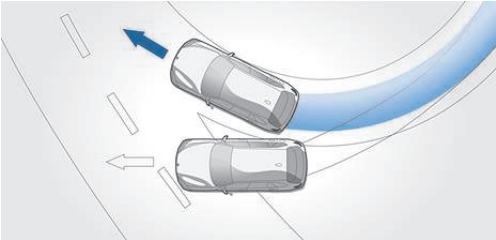
Adaptive suspension packages. Suspension control systems for the BMW X5 are available in optional packages. This makes selecting your preferred driving dynamics option easier than ever before. The **Comfort adaptive suspension package¹** combines Dynamic Damper Control with air cushioning on the rear axle for the ultimate in driving comfort. And whenever you want a sportier chassis set-up, you can use the Driving Experience Control switch to activate one of the two more dynamic modes. The **Dynamic adaptive suspension package²** allows you to further boost your car's dynamic potential. Encompassing both Dynamic Performance Control and Dynamic Drive, this package is guaranteed to deliver

driving dynamics that are intrinsically sporty – as evidenced by the extremely neutral steering response and minimal body roll in bends. The **Professional adaptive suspension package^{1,3}** combines the components of both the Comfort and Dynamic adaptive suspension packages, thereby providing the ultimate in driving comfort while maximising the driving dynamics. **Adaptive M suspension²** extracts even more driving dynamics potential from your vehicle. The Dynamic Damper Control and air cushioning on the rear axle are tuned to deliver exceptionally sporty driving characteristics.

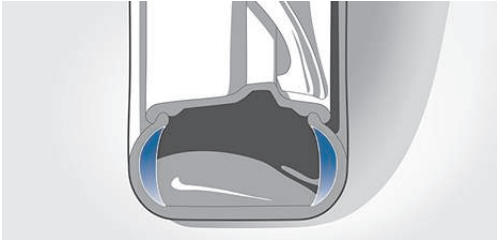
¹ Not available with X5 sDrive25d or X5 xDrive25d.
² Only available in conjunction with the M Sport package and M50d, not with X5 sDrive25d.
³ Not available with M50d.

UNPARALLELED SAFETY WITH THE LATEST BMW TECHNOLOGIES.

The BMW X5 is equipped with cutting-edge technologies for every eventuality. Superb handling and innovative equipment come standard. Drivers benefit from the very latest technologies that provide optimal support at all times. You'll feel safe and protected, no matter where your journey takes you.

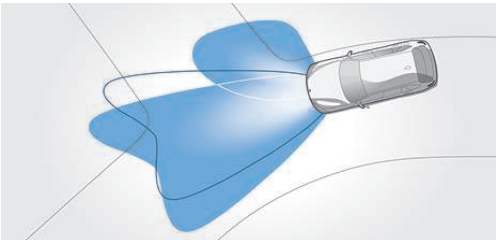


■ **Dynamic Stability Control (DSC)** with extended functionality including Cornering Brake Control (CBC), the hill-start and braking assistant, brake drying and braking readiness. DSC recognises any slight skidding and stabilises your car within fractions of a second. Traction Mode (DTC) is a subsidiary function of DSC. In certain driving conditions it allows increased wheel slip, which optimises acceleration and enables you to drive more dynamically.

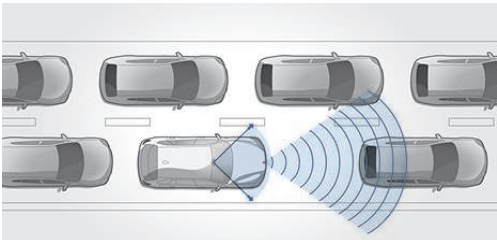


■ The **tyre pressure monitor** shows the exact inflation pressure of the tyres at all times and warns the driver of any loss of pressure. The system detects the inflation pressure of each tyre via sensor and transmits the values wirelessly to a control unit. In this way, the tyre pressure monitor displays both slow and rapid loss of air pressure.

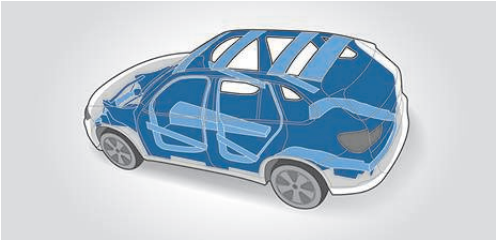
□ **Runflat tyres:** Reinforced side walls prevent the tyres from completely collapsing or loosening from the rim if the air pressure drops. This means you can still travel a distance of up to 80km at a max. speed of 80km/h. Standard with 19" light alloy wheels.



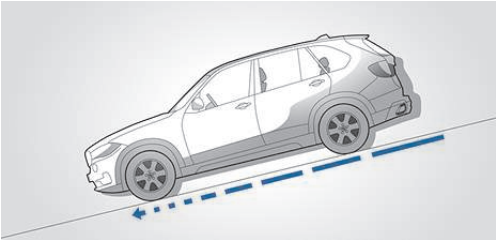
□ The **Adaptive Headlights** include variable light distribution for city and motorway driving, the anti-dazzle High-Beam Assistant (automatic operation of the high-beam lights), as well as Bi-Xenon headlight technology for excellent illumination of the road ahead. The included cornering lights are automatically activated when the indicator is switched on or when the steering wheel is turned, even when the car is at a standstill.



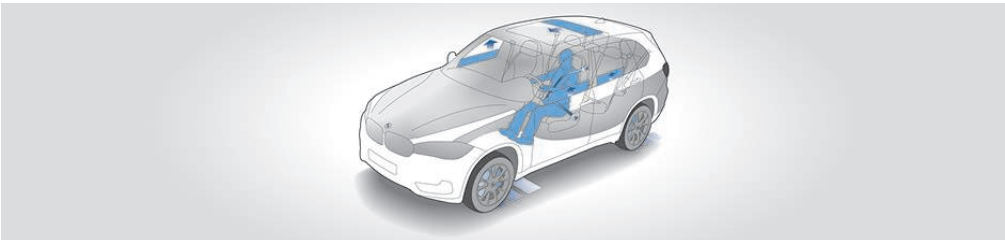
■ The **Driving Assistant** combines the Lane Departure Warning and Approach Warning systems. The Approach and Pedestrian Warning with City Brake Activation issues a warning if there is a risk of collision with vehicles or pedestrians and brakes the vehicle in the event of an emergency. From a speed of approx. 70km/h, the Lane Departure Warning draws the driver's attention to an unintentional lane change by means of slight vibrations in the steering wheel.



■ **Passenger cell:** BMW is dedicated to building extremely rigid passenger cells for every single model. This not only leads to increased steering precision and agility, but also provides greater safety for you and your passengers. The body only yields in precisely defined areas at the front and rear. Should an accident occur, these deformation zones are capable of absorbing a large amount of the impact, thereby minimising the severity of the collision as it happens.



■ **Hill Descent Control (HDC)** in the xDrive models is a system which, when activated, ensures that the vehicle can negotiate the steepest downhill runs automatically and safely at just above walking pace, without the driver having to brake. (Not available with the X5 sDrive25d.)



□ **Active Protection** is the BMW ConnectedDrive preventive occupant protection system. In a critical situation arises on the road, the front seat belts are reversibly pretensioned, the electrically adjustable front passenger seat is brought into an upright position and the side windows are closed – as is the Panorama glass roof, if there is one. A critical situation could include an emergency braking procedure that you have initiated, or if the car demonstrates excessive understeer or oversteer. In certain accident scenarios, the brakes are automatically applied as gently as possible to bring your car to a standstill. This helps to reduce the possibility of a second collision, or even prevent it altogether. Furthermore, the Attentiveness Assistant monitors your behaviour for signs of fatigue. The system analyses your steering response and reacts to irregular driving behaviour by issuing a notification on the Control Display suggesting you take a break.

**A TYPICAL DAY IN THE LIFE OF A BMW X5
IS ALWAYS DIFFERENT, DEPENDING ON
WHICH PART OF THE WORLD IT CALLS HOME.
ITS SUSPENSION IS READY FOR ANYTHING.**



In America, the BMW X5 often drives along highways for hours on end – on lanes made of hard concrete with deep transverse joints. In Europe, the distances covered are usually shorter and the roads more winding – however drivers do tend to really hit the gas on Germany's autobahns. The British have been known to drive across meadows to reach their ideal picnic spot. And in Asia, drivers spend a lot of time stuck in heavy traffic. But no matter what challenges the BMW X5 is faced with, one thing never changes: the suspension and its essential components. So you can always count on superior handling, comfort and dynamism. BMW's suspension experts – headed by Claus Groll – and the driving dynamics team – headed by Jürgen Brack – are responsible for ensuring the correct suspension setting for every country, for all roads and for every type of driving scenario. The team consists of about ten specialists, who are all real pros in their field. "Our people have a highly tuned sense for what it takes to overcome extreme conditions. In situations, when the average driver has difficulty keeping the car on the road, they have to assess the suspension and be able to detect even the most minute differences," says Groll, describing the challenges faced by his team.



The suspension tuning road trials for the BMW X5 were held all over the world and on all kinds of surfaces – like on frozen lakes in northern Sweden, on the Nordschleife of the Nürburgring and in the south of France. The BMW engineers even conduct region-specific tests for the North American, Japanese and Chinese markets. In total about 1.2 – 1.5 million kilometres were covered during the tuning and testing of the BMW X5.

Claus Groll and his team adjusted and retuned both the standard suspension system and the optional suspension packages for the BMW X5. Compared to its predecessor, the standard system now provides a noticeably higher level of comfort, without in any way compromising the driving dynamics for which BMW is renowned. The optional Comfort adaptive suspension package offers an even higher level of comfort. Claus Groll particularly recommends this system to customers who tend to carry many passengers and might also have the optional third row of seats. Whereas the optional Dynamic adaptive suspension package is ideally suited for drivers eager to experience much more sporty handling at high speeds and in bends.



It provides a degree of sportiness which used to be the exclusive preserve of the BMW X6. And last but not least, there's the optional Professional adaptive suspension package which delivers a harmonious blend of comfort and sportiness. Or, as Claus Groll puts it, "the best of both worlds".

THE BMW X5.



With its multi-level instrument panel, the cockpit exudes a sense of luxurious spaciousness. All the controls are ergonomically arranged to best serve the needs of the driver. The standard leather steering wheel with multifunction

buttons is a pleasure to hold. The capacious interior design features high-quality materials for a unique ambience and includes two cup holders in the front centre console and numerous storage options.



The interior design shown here features standard seats in Canberra Beige Dakota leather (standard with the X5 xDrive50i) and the Poplar Grain fine-wood trim. (Standard with the X5 xDrive40d and X5 xDrive50i).



The BMW X5 is available with a wide range of attractive optional 19" and 20" light alloy wheels. The image above shows a 19" BMW light-alloy wheel in V-spoke style 450 (standard with the X5 xDrive50i).



The BMW X5 sDrive25d with the optional Space Grey metallic paint finish.

THE BMW X5. PURE EXPERIENCE DESIGN.

Exterior equipment:

- in brushed stainless steel: underbody protection design on the front, rear and sides
- in contrasting look: air intakes in the front bumper with black slats and matt silver detailing
- in high-gloss black: exterior mirror base, frame, triangle and lower part of the mirror cap; trim on the B and C-pillars
- in matt silver: tailpipe trim and rear bumper trim
- car key with Pearl-Gloss Chrome buttons and detailing
- may be combined with all interior designs and all wheels (except M wheels)

Special recommendation for the Pure Experience design:

- ☐ 19" light alloy wheels Star-spoke style 449
- ☐ Roof railing in satin-finish Aluminium

BMW Individual:

The BMW Individual features perfectly complement the Pure Experience design (see pages 46/47).

Interior equipment:

- exclusive Mocca Nappa leather upholstery, extended, with contrast stitching in Nut Brown
- Finition Pure fine-wood trim, textured, dark, or
- ☐ Fine Brushed Aluminium trim, or
- ☐ Poplar Grain fine-wood trim, or
- ☐ American Oak Anthracite fine-wood trim, high-gloss
- instrument panel with upholstery in Black Walknappa leather with contrast stitching in Nut Brown
- bottom of the instrument panel in Mocca
- door shoulders in Black Walknappa leather with contrast stitching in Nut Brown
- car key with Pearl-Gloss Chrome buttons and detailing

Pure Experience design combinations:

The Pure Experience interior design can also be perfectly combined with the Pure Excellence exterior design and the M Sport package.



Car key with Pearl-Gloss Chrome detailing.



☐ 19" light alloy wheels Star-spoke style 449, 9 J x 19 with 255/50 R 19 tyres.



The instrument panel with Black Walknappa leather upholstery features contrast stitching in Nut Brown for an even more sophisticated look.

☐ The electrically adjustable comfort seats for the driver and front passenger in exclusive Mocca Nappa leather perfectly match the textured Finition Pure fine-wood trim. The interior design is further enhanced by the extended leather trim on the door shoulders and instrument panel.



The BMW X5 xDrive50i with the Pure Experience exterior design and the optional Imperial Blue Brilliant Effect metallic paint finish. The image also shows the optional aluminium running board.

THE BMW X5. PURE EXCELLENCE DESIGN.

Exterior equipment:

- in body colour: wheel arch trims and visible underbody protection on the front, rear and sides
- with chrome trim: kidney grille slats, air intake grille on the lower central part of the front bumper, inlay on the side air intake grille, slats on the air intakes and the strip on the rear bumper
- in high-gloss black: exterior mirror base, frame, triangle and lower part of the mirror cap; trim on the B and C-pillars
- car key with Pearl-Gloss Chrome buttons and detailing
- may be combined with all interior designs and all wheels (except M wheels)

Special recommendation for the Pure Excellence design:

- 19" light alloy wheels Multi-spoke style 448
- BMW Individual High-Gloss Shadow Line roof railing

BMW Individual:

The BMW Individual features perfectly complement the Pure Excellence design (see pages 46/47).

Interior equipment:

- exclusive Ivory White Nappa leather upholstery, extended, with contrast stitching in Atlas Grey
- American Oak Anthracite fine-wood trim, high-gloss, or
- Fine Brushed Aluminium trim, or
- Poplar Grain fine-wood trim, or
- Fineline Pure fine-wood trim, textured, dark
- instrument panel with upholstery in Atlas Grey Walknappa leather with contrast stitching in Pergament
- bottom of the instrument panel in Ivory White
- door shoulders in Atlas Grey Walknappa leather with contrast stitching in Pergament
- car key with Pearl-Gloss Chrome buttons and detailing

Pure Excellence design combinations:

The Pure Excellence interior design can also be perfectly combined with the Pure Experience exterior design and the M Sport package.



□ The electrically adjustable comfort seats for the driver and front passenger (shown here with the optional active seat ventilation) are fitted with exclusive extended Ivory White Nappa leather upholstery. The high-gloss American Oak Anthracite fine-wood trim adds a harmonious finishing touch to the high-grade interior.



Car key with Pearl-Gloss Chrome detailing.



□ 19" light alloy wheels Multi-spoke style 448, 9 J x 19 with 255/50 R19 tyres.



The instrument panel in Atlas Grey Walknappa leather accentuates the exclusive interior design with its Pergament contrast stitching.



The BMW X5 xDrive30d with the Pure Excellence exterior design with the optional Sophisto Grey Brilliant Effect metallic paint finish.

THE BMW X5. M SPORT PACKAGE.

Exterior equipment:

- 19" M light alloy wheels Double-spoke style 467 M with mixed tyres, or
- 20" M light alloy wheels Double-spoke 469 M with mixed tyres
- M Aerodynamics package (front apron with enlarged air vents, side skirts with additional character line)
- BMW Individual High-Gloss Shadow Line
- BMW Individual Exterior Line in satin-finish Aluminium
- BMW Individual High-Gloss Shadow Line roof railing, or
- Roof railing in satin-finish Aluminium
- Tailpipe trim in high-gloss Chrome
- 'M' logo on the side of the car
- Adaptive M suspension (not available with X5 sDrive25d)
- Adaptive Dynamic suspension package (not available with X5 sDrive25d)
- Exclusive Carbon Black metallic paint finish (only in conjunction with the M Sport package)
- 'M' car key design

BMW Individual:

The BMW Individual features perfectly complement the M Sport package (see pages 46/47).

Interior equipment:

- door sill finishers in aluminium with the 'M' logo
- M leather steering wheel including multifunction buttons, gearshift paddles and the 'M' logo
- Sport seats for driver and front passenger, or
- Comfort seats for driver and front passenger in Dakota leather
- Exclusive Alcantara/leather combination upholstery including M label in the piping (only in conjunction with Sport seats)
- interior trim in Aluminium Hexagon
- M footrest
- BMW Individual headliner in Anthracite
- 'M' car key design

M Sport package combinations:

The M Sport package can also be perfectly combined with the Pure Experience interior design or the Pure Excellence interior design.



The sport seats featuring exclusive optional Alcantara/leather upholstery with M labelling in the piping and the M leather steering wheel lend the interior a particularly sporty feel.



Sporty look: door sill finishers in aluminium with the 'M' logo.



Car key with 'M' design.




■ 19" M light alloy wheels Double-spoke style 467 M with mixed tyres, front 9 J x 19 with 255/50 R 19 tyres, rear 10 J x 19 with 285/45 R 19 tyres.



□ 20" M light alloy wheels Double-spoke style 469 M with mixed tyres, front 10 J x 20 with 275/40 R 20 tyres, rear 11 J x 20 with 315/35 R 20 tyres.



powered by 



BMW Individual. The expression of personality.

Uniqueness of character is revealed in every detail – the essence of true exclusivity. Give full expression to your pursuit of perfection.

□ Powerfully dynamic and inimitably independent. With the exclusive offers from BMW Individual, the BMW X5 mirrors your very own personality. The refined BMW Individual paintwork in Ruby Black metallic and Pyrite Brown metallic convincingly prove the point. The latter, inspired by the precious mineral pyrite, reveals gold-coloured pigments when light falls on its surface, giving the BMW X5 an impressive character. With the BMW Individual paint finish in Ruby Black metallic, a powerful reflective quality and an intense shine seem to emerge from myriad ruby crystals. For a look of true sporting elegance, there are also BMW Individual rims in a V-spoke design. Their finely structured, progressive form, laser-engraved with the BMW Individual signature, sets an exclusive accent.

The interior of the BMW Individual X5, featuring materials of unparalleled quality and a unique sense of space, is another exceptional proposition. Of particular note is the fine-grain Merino leather in the

colours Amaro Brown and Criollo Brown. With this, only the most carefully selected, incomparably supple leather undergoes a meticulous tanning process. The special character of BMW Individual leather can be found in the fine detail, too. The seams and decorative piping are made in the finest leather and appeal with their contrasting colours while, yet again, demonstrating hand-crafted perfection.

The highest expression of craftsmanship can also be seen in the exclusive BMW Individual interior trims for the BMW X5. Whether it is Piano finish Black or Sen Light Brown, both trims captivate with their masterful, intricate finishing. They also perfectly complement the interior of the BMW Individual X5. And prove that true exclusivity is found in the detail.



Experience BMW Individual
interactive. With the
BMW Individual iPad App.

BMW Individual extended fine-grain Merino leather upholstery Amaro Brown with contrast stitching and elegant contrast piping in Black.



BMW Individual fine-grain Merino leather Amaro Brown with embossed BMW Individual lettering.



20" BMW Individual light alloy wheels V-spoke style 551 L.

BMW Individual paint finish
Ruby Black metallic.




BMW Individual paint finish Ruby Black metallic.




□ Optional equipment


Exterior colours.




■ **Non-metallic** 300 Alpine White




■ **Non-metallic** 668 Black¹




□ **Metallic** A83 Glacier Silver




□ **Metallic** 475 Black Sapphire




□ **Metallic** A90 Sophisto Grey Brilliant Effect¹




□ **Metallic** B53 Sparkling Brown¹




□ **Metallic** A14 Mineral Silver




□ **Metallic** A52 Space Grey




□ **Metallic** A96 Mineral White




□ **Metallic** A89 Imperial Blue Brilliant Effect¹




□ **Metallic** 416 Carbon Black²



BMW Individual




□ **BMW Individual** X03 Ruby Black metallic




□ **BMW Individual** X13 Pyrite Brown metallic


Upholstery colours.




■ **Twill cloth** AVAT Anthracite^{1,6,9}
interior colour black




□ **Alcantara/leather combination**
GMAT Anthracite² interior colour black




□ **Dakota leather** LCSW Black³
interior colour black




□ **Dakota leather** LCMY Mocca⁶
interior colour black




□ **Dakota leather** LCB8 Terra
interior colour black




□ **Dakota leather** LCEW Ivory White
interior colour black




□ **Dakota leather** LCEX Ivory White⁶
interior colour Ivory White




□ **Dakota leather** LCCY Canberra Beige³
interior colour Canberra Beige




□ **Exclusive Nappa leather, extended**
NAEX Ivory White^{3,4} interior colour Ivory White




□ **Exclusive Nappa leather, extended**
NAMU Mocca^{3,5} interior colour black



□ **BMW Individual fine-grain Merino leather**^{5,7,8}
ZAP3 Criollo Brown



□ **BMW Individual fine-grain Merino leather**^{5,7,8}
ZAP5 Amaro Brown



□ **BMW Individual fine-grain Merino leather**^{5,7,8}
ZAP5 Amaro Brown

Please note that even normal long or short-term use can lead to unrecoverable upholstery damage. This can be caused in particular by non-colourfast clothing.

The following pages illustrate the colours and materials available for the new BMW X5. Use them to identify your favourite colours, or compare various combinations. These colour samples are intended as an initial guide, however experience has shown that printed versions of paint, upholstery and interior trim colours cannot in all cases faithfully reproduce the colour appearance of the originals. We therefore recommend that you consult your BMW partner on your preferred colour choices. They will be happy to show you original samples and assist you with special requests.

¹ Not available with M Sport package and M50d.
² Only in conjunction with the M Sport package and M50d.
³ In conjunction with the optional active seat ventilation at the front, the Dakota leather comes with perforated surfaces on the front seats, while the exclusive Nappa leather comes with perforated surfaces on the front and rear seats.
⁴ Only available with the Pure Excellence interior design.
⁵ Only available with the Pure Experience interior design.
⁶ Not available in conjunction with the optional BMW Individual instrument panel with leather upholstery (4M5).
⁷ BMW Individual extended fine-grain Merino leather upholstery includes the front and rear seats, headrests, rear panels on the front seat backrests, door panel inserts, centre console including armrest, armrests in the doors and the door handles.
⁸ Seats with contrast piping, contrast stitching and decorative perforation (decorative perforation not available in conjunction with the optional active seat ventilation at the front).
⁹ Not available in conjunction with the M Sport package.

Dakota leather standard with X5 xDrive50i.

Interior colours.



Black with roofliner in Everest Grey



Ivory White with roofliner in Oyster



Cannberra Beige with roofliner in Oyster



□ BMW Individual roofliner
775 Anthracite

Interior trims.



■ 4DY Oxide Silver dark, matt



□ 4B9 Fine Brushed Aluminium




□ 4AC Poplar Grain fine-wood trim (standard with X5 xDrive50i and X5 xDrive40d)



□ 4CV American Oak fine-wood trim in Anthracite, high-gloss



□ 4DD Fineline Pure fine-wood trim, textured, dark



■ 4MR Aluminium Hexagon²



□ BMW Individual interior trim XEW
Fine-wood trim Sen Light Brown



□ BMW Individual interior trim XE7
Piano finish Black

¹ Not available with the M Sport package and M50d.

² Only in conjunction with the M Sport package and M50d.

³ In conjunction with the optional active seat ventilation at the front, the Dakota leather comes with perforated surfaces on the front seats, while the exclusive Nappa leather comes with perforated surfaces on the front and rear seats.

⁴ Only available with the Pure Excellence interior design.

⁵ Only available with the Pure Experience interior design.

⁶ Not available in conjunction with the optional BMW Individual instrument panel with leather upholstery (4M5).

⁷ Standard with X5 xDrive50i.

⁸ BMW Individual extended fine-grain Merino leather upholstery includes the front and rear seats, headrests, rear panels on the front seat backrests, door panel inserts, centre console including armrest, armrests in the doors and the door handles.

⁹ Seats with contrast piping, contrast stitching and decorative perforation (decorative perforation not available in conjunction with the optional active seat ventilation at the front).

¹⁰ Not available in conjunction with the M Sport package.

Combinations.

| | BMW upholstery colours | | | | | | | | | | BMW Individual upholstery colours | |
|---|---------------------------------|---|-----------------------------|--------------------|-------|-------------|--------------------------|------------------------------|--------------------------|--|--|--------------------------|
| Upholstery material | Twill cloth ^{1, 4, 10} | Alcantara ⁹ leather combination ² | Dakota leather ² | | | | | | | Exclusive Nappa leather, extended ³ | BMW Individual fine-grain Merino leather ^{8, 9} | |
| Standard seats | • | — | • | • | • | • | • | • | • | — | — | — |
| Comfort seats | — | — | • | — | • | • | — | • | • | • | • | • |
| Sport seats | — | • | • | • | • | • | • | • | • | — | — | — |
| Upholstery colour | Anthracite | Anthracite | Black ³ | Mocca ⁶ | Terra | Ivory White | Ivory White ⁶ | Cannberra Beige ³ | Ivory White ⁴ | Mocca ⁵ | Crillio Brown ⁵ | Amaro Brown ⁵ |
| | | | | | | | | | | | | |
| Interior colour | Black | Black | Black | Black | Black | Black | Ivory White | Cannberra Beige | Ivory White | Black | Black | Black |
| | | | | | | | | | | | | |
| BMW exterior colours | | | | | | | | | | | | |
| Alpine White non-metallic | | • | • | • | • | • | • | • | • | • | • | • |
| Black non-metallic ¹ | | • | — | • | • | • | • | • | • | • | • | • |
| Glacier Silver metallic | | • | • | • | • | • | • | • | • | • | • | • |
| Black Sapphire metallic | | • | • | • | • | • | • | • | • | • | • | • |
| Sophisto Grey Brilliant Effect metallic ¹ | | • | — | • | • | • | • | • | • | • | • | • |
| Sparkling Brown metallic ¹ | | • | — | • | • | • | • | • | • | • | • | • |
| Mineral Silver metallic | | • | — | • | • | • | • | • | • | • | • | • |
| Space Grey metallic | | • | • | • | • | • | • | • | • | • | • | • |
| Mineral White metallic | | • | • | • | • | • | • | • | • | • | • | • |
| Imperial Blue Brilliant Effect metallic ¹ | | • | — | • | • | • | • | • | • | • | • | • |
| Carbon Black metallic ² | | — | • | • | • | • | • | • | • | • | • | • |
| BMW Individual exterior colours | | | | | | | | | | | | |
| Ruby Black metallic | | • | • | • | • | • | • | • | • | • | • | • |
| Pyrite Brown metallic | | • | • | • | • | • | • | • | • | • | • | • |
| BMW interior trims | | | | | | | | | | | | |
| Oxide Silver dark, matt | | • | — | • | • | • | • | • | — | — | • | • |
| Fine Brushed Aluminium | | • | • | • | • | • | • | • | • | • | • | • |
| Poplar Grain fine-wood trim | | • | • | • | • | • | • | • | • | • | • | • |
| American Oak Anthracite, high-gloss | | • | • | • | • | • | • | • | • | • | • | • |
| Fineline Pure fine-wood trim, textured, dark | | • | • | • | • | • | • | • | • | • | • | • |
| Aluminium Hexagon ² | | — | • | • | • | • | • | • | • | • | • | • |
| BMW Individual interior trims | | | | | | | | | | | | |
| Fine-wood trim Sen Light Brown | | • | • | • | • | • | • | • | • | • | • | • |
| Piano finish Black | | • | • | • | • | • | • | • | • | • | • | • |
| ■ BMW Individual □ Optional equipment □ Standard equipment • Recommended colour combination — Not available | | | | | | | | | | | | |

The models illustrated in this brochure show the specifications of vehicles produced by BMW AG for the German market. In part, they include optional equipment and accessories not fitted as standard. According to the specific requirements of the markets of other European Union member states, alterations in models, standard and optional equipment, as described in this brochure, may occur. For more precise information about country-specific vehicle versions, please contact your local BMW partner. Subject to change in design and equipment.

Please note that even normal long or short-term use can lead to unrecoverable upholstery damage. This can be caused in particular by non-colourfast clothing.

© BMW AG, Munich/Germany. Not to be reproduced wholly or in part without written permission of BMW AG, Munich.

Standard / Optional equipment.



■ **Rear lights with LED light elements** each feature two individual high-performance LED light elements, which have a distinctive design and make the BMW easily recognisable from behind even at night.



■ **Headlight washing system¹** ensures optimal brightness of the headlights in all weather conditions. If the headlights are switched on when the washing system is activated, both the front windscreen and the headlights are automatically cleaned.

□ **Adaptive LED headlights** include accent lights, high and low beam functions, anti-dazzle high-beam lights, LED fog lights, cornering lights, indicators, daytime running lights and Adaptive Headlights with variable light control for excellent illumination of the road ahead and better visibility at night – makes driving at night more relaxing, almost like daytime.

■ **Xenon Headlights¹** with high and low beam functions, includes headlight washing system, LED accent lights, automatic headlight range control, as well as four LED light rings that serve as parking lights and daytime running lights.

□ **Adaptive Headlights** provide optimal illumination with variable city and motorway light distribution, the anti-dazzle High-Beam Assistant including automatic control of the high beam lights, as well as Bi-Xenon Headlights.



■ **LED fog lights¹** perfectly match the colour of the LED or Xenon Headlights. Their bright, white light also increases safety in conditions with poor visibility.



■ **Rain sensor incl. automatic headlight activation.** When switched on, it automatically activates the windscreen wipers as it begins to rain, adjusting the wiper frequency in line with the rainfall intensity.


□ **Anti-dazzle High-Beam Assistant** optimally illuminates the road at night with high-beam light – without dazzling other road users. So driving at night is less tiring and considerably safer. This feature is only available in conjunction with the Adaptive LED Headlights or Adaptive Headlights.



■ **Air Breather** located in the front wheel arches channels the air flow at the front wheels. This decreases air resistance, thereby reducing the vehicle's fuel consumption and CO₂ emissions output.



□ **Roof railing in matt Black** sits flat on the roof, perfectly matches the exterior design and serves as the base for a multifunctional BMW roof rack system (not available with M50d).



□ **Roof railing in satin-finish Aluminium** sits flat on the roof, perfectly matches the exterior design and serves as the base for a multifunctional BMW roof rack system. Particularly well-suited to the Pure Experience design package.



□ **BMW Individual High-Gloss Shadow Line roof railing** in high-gloss black for a truly striking aesthetic. Anodised and flush with the roof, it serves as the base for a multifunctional BMW roof rack system. Particularly well-suited to the Pure Excellence design package.



□ The **BMW Individual High-Gloss Shadow Line** includes numerous features in high-gloss black: side window trim, window recess finishers, window guides, trim on the B and C-pillars and mirror bases.



□ **BMW Individual Exterior Line** in satin-finish Aluminium.

□ **Sun protection glazing** for the rear window and rear side windows (tinted) reduces the degree to which the interior heats up in the sun, ensuring a pleasant temperature.



■ **Tailgate**, two-part, for easy access to the luggage compartment. The upper part can be opened and closed using the automatic tailgate operation control; it swings wide open. When the lower part is open, it forms a platform that can be locked in line with the floor of the luggage compartment.



□ **Aluminium running board** with a brushed, anodised surface and rubber inserts. This stylish design element provides added convenience when getting in and out of the car. Not available with M50d and the M Sport package.

□ **Soft Close Automatic** gently pulls the doors closed.



□ **Tow bar** can be electronically adjusted and folded away entirely under the rear apron. It also includes trailer stability control. The maximum trailer load is 3,500 kg, depending on the engine fitted.

¹ Optional with X5 sDrive25d and X5 xDrive25d.

Standard / Optional equipment.



□ 20" light alloy wheels Y-spoke style 451 with mixed tyres, front 10 J x 20 with 275/40 R 20 tyres, rear 11 J x 20 with 315/35 R 20 tyres.



■ 18" light alloy wheels Double-spoke style 446, 8.5 J x 18 with 255/55 R 18 tyres.



□ 19" light alloy wheels Star-spoke style 490, 9 J x 19 with 255/50 R 19 tyres.



□ 19" light alloy wheels W-spoke style 447 with mixed tyres, front 9 J x 19 with 255/50 R 19 tyres, rear 10 J x 19 with 285/45 R 19 tyres.



□ 19" light alloy wheels Multi-spoke style 448, 9 J x 19 with 255/50 R 19 tyres. Particularly well-suited to the Pure Excellence design package.



□ 19" light alloy wheels Star-spoke style 449, 9 J x 19 with 255/50 R 19 tyres. Particularly well-suited to the Pure Experience design package.



□ 19" light alloy wheels V-spoke style 450, 9 J x 19 with 255/50 R 19 tyres. (Standard with X5 xDrive50i.)



□ 20" light alloy wheels Star-spoke style 491 with mixed tyres, Black high-gloss, front 10 J x 20 with 275/40 R 20 tyres, rear 11 J x 20 with 315/35 R 20 tyres.



□ 20" BMW Individual light alloy wheels V-spoke style 551 with mixed tyres, front 10 J x 20 with 275/40 R 20 tyres, rear 11 J x 20 with 315/35 R 20 tyres.



- **Sport leather steering wheel**, black, three-spoke, with multifunction buttons and chrome inlay.
- **Servotronic** adapts the steering power to suit the speed.
- **Active steering** is synonymous with precision, agility and comfort in every driving situation (not available with M50d, X5 sDrive25d and X5 xDrive25d).
- **Steering wheel heating**. At the push of a button, the steering wheel rim heats up in a short space of time – particularly pleasant in winter.



□ **M leather steering wheel** features multifunction buttons, the M logo, more pronounced thumb rests and a thicker rim for a better grip.



■ **Leather steering wheel with multifunction buttons** for operating the Cruise Control and the radio or telephone.



■ **Eight-speed Steptronic transmission** makes for markedly smoother gear shifts and significantly improved ride comfort, thanks to fast engine speed transitions and shorter shift times. It unites outstanding comfort with palpable dynamics and increased fuel efficiency.



- **Convenience telephony with extended smartphone connectivity** enables a compatible mobile phone¹ to be connected to the car and the hands-free kit via Bluetooth or using the snap-in adapter.
- **Hands-free kit with USB interface** enables a wireless Bluetooth connection between Bluetooth-capable mobile phones¹ and the vehicle.



■ **Parking brake with auto-hold function** can be conveniently activated via a button in the centre console. The brake is released once the accelerator is depressed. The auto-hold function assists the driver in stop-start traffic, or during hill starts, by preventing the car from rolling forwards or backwards when at a standstill.

All 19" and 20" light alloy wheels feature runflat tyres.

¹ For information on compatible devices see www.bmw.com/bluetooth

Standard / Optional equipment.




□ **BMW Head-Up Display, full-colour**, projects relevant driving information straight into the driver's field of vision, thereby allowing the driver to always remain focused on the road ahead. The Head-Up Display shows information such as the current speed, navigation directions, Speed Limit Info incl. no-overtaking indicator, along with Check Control messages and infotainment information.



□ **BMW Night Vision with Dynamic Light Spots** uses thermal imaging to make people and animals visible on the Control Display from several hundred metres away. As soon as the system recognises people or animals on a course for collision, it displays a warning and directs a Dynamic Light Spot headlight onto the object in question. In the case of an acute hazard, an acoustic warning is also emitted and the brakes switch to maximum stand-by mode.



□ **Navigation System Professional** incl. hands-free kit, with USB interface, fixed 10.2" LCD colour display with split screen function (main and assistance windows), Radio Professional with DVD drive, 20 GB storage capacity for audio files. The unit is operated intuitively via the iDrive Controller with direct menu control buttons and eight functional bookmarks. Maps are displayed in 3D with satellite background images. Selected sights are shown as photorealistic images.



□ **Driving Assistant Plus*** includes Approach Warning and Lane Departure Warning, as well as Active Cruise Control with Stop&Go function (shown here) and the Traffic-queue assistant*. These features increase safety and convenience when driving on motorways.



□ **iDrive Touch Controller** for intuitive and convenient operation of the iDrive system. You can easily enter destination addresses (for example) into the navigation system using your own handwriting via the touchpad integrated into the Controller.



□ **Ceramic surrounds for the controls** includes for example the gear lever, the front Controller, as well as the temperature and volume dials. For a uniquely refined interior aesthetic.




■ **Driving Experience Control, incl. ECO PRO Mode.** At the push of a button you can switch from Comfort mode, with the standard engine and transmission settings, to the extra efficient ECO PRO Mode, or the Sport mode for an even more dynamic driving experience.



□ **Surround View** makes it easier to park and manoeuvre in tight spaces. The area behind and either side of the car is shown on the Control Display from a bird's eye perspective (Top View). This is combined with Side View, which assists the driver when approaching areas with limited visibility (e.g. when exiting driveways or side streets).



□ **Park Assistant** makes it easier to parallel park in roadside spaces. Suitable parking spaces can be shown and selected via the Control Display. When the driver holds down the button, the system actively takes over the task of parking the car by selecting the right gear, steering, accelerating and braking as required.



□ **Traffic-queue assistant*** automatically maintains the desired distance to the vehicle in front when driving on motorways. In heavy traffic at a speed of up to 40km/h, this system automatically controls the speed, slowing the car to a standstill if necessary. It also automates the steering, so long as the driver keeps at least one hand on the steering wheel.



□ The **Lane Change Warning** detects vehicles travelling at speeds of 30km/h or above in the driver's blind spot and warns the driver with a symbol on the exterior mirror.



□ The **Rear View camera** enhances visibility when reversing at speeds below 20km/h, for example when parking. It shows the area behind the car on the Control Display.



□ **Park Distance Control (PDC)** front and rear makes it easier to manoeuvre and park the vehicle in even the tightest spaces. The system is automatically activated and proximity of obstacles is indicated acoustically as well as visually on the Control Display.



□ **Real Time Traffic Information (RTTI)*** provides up-to-date traffic information about motorways, dual carriageways, country roads and urban areas.



□ **Internet*** provides access to the World Wide Web on the Control Display and includes a data flat rate (no roaming). The iDrive Controller is used to surf the internet.



□ The **TV function** enables the reception of digital broadcasts (DVB-T) when the car is stationary and is operated via the iDrive Controller.



■ **xDrive Status*** provides information relevant for offroad driving on the instrument panel and the Control Display. In addition to the compass function (only in conjunction with Navigation System Professional), it also shows the car's angle of inclination both visually and in degrees.

* May not be available in all countries. Please consult your BMW partner.

* Not available with X5 sDrive25d.

Standard / Optional equipment.



☐ **Professional rear entertainment** includes two independent 9.2" colour screens that can be tilted and a DVD drive. Can be used to operate the navigation system or surf the internet while driving (with the internet option and a mobile phone contract). Features remote control, connections for MP3 players, game consoles and headphones (or wireless headphones).



☐ **BMW Individual instrument panel** with black Walkappa leather upholstery on the top surface. This sophisticated feature also includes door shoulders upholstered in black Walkappa leather, for a particularly luxurious interior aesthetic.



☐ **BMW Individual headliner in Anthracite.** The A-, B-, and C-pillar trims, sunblinds and roof handles also come in a sophisticated black finish.



☐ **Harman Kardon Surround Sound System** includes a powerful 600 W digital amplifier, vehicle-specific equalizer, central speaker and 16 loudspeakers for truly outstanding sound quality.



■ **Functional bookmarks** enable you to save and access frequently used items such as telephone numbers, navigation destinations and radio stations. A total of eight direct menu control buttons are conveniently positioned in the centre console.



■ **Automatic air conditioning with 2-zone control** features separate air volume and temperature controls for the driver and front passenger. Includes microfilter, fogging sensor, automatic air recirculation (AAR), as well as the stationary cooling and residual heat functions.

☐ **Automatic air conditioning with 4-zone control** (shown here), same features as the 2-zone automatic air conditioning, plus additional air vents in the B-pillars and separate controls and screen in the rear for individual adjustment of the rear climate.



■ **Lights package with Ambient light** including the "welcome" mode, as well as nine pre-set lighting designs featuring tricolour LEDs. This package also includes numerous additional light sources positioned throughout the interior for a particularly pleasant atmosphere. Vehicle entry and exit at night is made safer thanks to vicinity lighting and exit lights.



☐ **Bang & Olufsen High End Surround Sound System** includes 16 loudspeakers with a 1,200 W output. The Dirac Dimensions signal processing adds to the exceptional acoustics. The sound system includes the "Studio" and "Expanded" options, as well as illumination of the retractable central speaker and both front tweeters.



☐ **Panorama glass roof**, electric, with slide and lift functions, a wind deflector and a comfort opening function via the car's remote control.

Standard / Optional equipment.



☐ **Comfort seats** for driver and front passenger including Active headrests, can be electrically adjusted in various ways. The top part of the backrest, the backrest width, thigh support and headrest height can be individually adjusted. The seats also feature lumbar support and a memory function for the driver and front passenger.



☐ **Comfort seats in the rear** feature particularly comfortable upholstery and can be individually adjusted in numerous ways. The two outer seats can be reclined by ten degrees in six stages. In addition, the comfort seats can be moved fore-and-aft by 80 millimetres in two sections (60:40 split), enabling you to increase the size of the luggage compartment or create more legroom as required. The rear seat backrest can also be completely folded down in a 40:20:40 split.



☐ **Third row of seats** enables the interior space to be used more flexibly. The third row of seats includes two individual fold-down seats facing the direction of travel. To facilitate entry, the second row of seats can be folded down using the Easy Entry Function (rear comfort seats are standard as part of this option). In addition, a centre console with two cup holders is included, as well as additional heating for the third row footwells (not available in conjunction with the Alcantara leather combination upholstery or Twill cloth).



■ **Rear seat backrest** (can be folded down in a 40:20:40 split) for more transport options and a customisable seat and luggage compartment configuration, as well as a rear centre armrest with two cup holders.



■ **Luggage compartment partition net** can be secured behind the second row of seats and prevents objects from falling forward into the passenger area if the driver has to brake hard.



☐ **Sport seats** for driver and front passenger provide optimum lateral support with their raised side bolsters and manually adjustable thigh support. The fore-and-aft position, as well as the seat angle and headrest height, can all be electrically adjusted (standard with the M50d and M Sport package).



■ **Standard seats** for driver and front passenger with electrically adjustable seat height and backrest angle as well as manual adjustment of the lengthways seat position and headrest height.



☐ **Seat heating** for the driver and front passenger makes it possible to heat the seat surfaces and backrests in three levels (standard with xDrive50i).



☐ **Seat adjustment, electric**, with memory function enables the driver to save and retrieve their desired settings for the seat, steering wheel column and exterior mirror.



☐ **Active seat ventilation, front**, provides added comfort with air vents in the seat surfaces and backrests.



☐ **Storage package** includes for example two 12 V sockets, a sunglasses compartment on the interior mirror and inserts in the side pockets. The luggage compartment comes with two cargo rails, four fastening points, tensioning straps left/right, a flexible net with hooks on both sides, multipurpose hooks and a net on the side wall.



■ **Storage options** in the front and rear doors, storage compartment with a fold-down lid to the left of the steering wheel, glove compartment, compartment for storing keys, compartment with a two-part lid under the front centre armrest, as well as a storage tray under the floor of the luggage compartment.

Standard / Optional equipment.



■ **Ski and snowboard bag Pro** for clean and safe transportation of up to four pairs of skis or three snowboards with two people comfortably seated in the rear. The bag can be removed easily and used outside of the vehicle. When not in use, it can be stored in the sleeve and kept under the luggage compartment floor to save space (not available in conjunction with the third row of seats).



□ **Sunblinds** for the rear side windows that can be moved up and down manually. For protection against intense sunlight, as well as increased privacy.



■ **Four cupholders**, two in the centre console with a sliding cover and two in the rear centre armrest.
□ **Smoker's package** includes a cigarette lighter, a removable ash tray in the front centre console and ash trays in each of the rear doors¹.



■ **Bottle holders** for storing 1.5-litre bottles in the front side pockets and 1-litre bottles in the rear side pockets.



□ **Comfort Access** makes it possible to open all of the doors and the luggage compartment without using the key. Also includes vicinity lighting in the front and rear exterior door handles.



□ **BMW Service Inclusive.** Service costs are another area where your BMW Service partner can offer you an intelligent solution. With BMW Service Inclusive, routine maintenance service will be provided at no extra cost for the agreed duration or mileage. For more information visit www.bmw.com/ServiceInclusive



□ **BMW Welt.** Taking delivery of a car has always ranked among the best moments for any driver. Now that moment can become a truly unforgettable day – at the BMW Welt, the experience and delivery centre in Munich, Germany. Find out more at www.bmw-welt.com

BMW M Performance accessories*.

Choosing a BMW means opting for outstanding sportiness, dynamics and innovative vehicle technologies – in other words, values that accept no compromises. And values that you can take to an even higher level thanks to the BMW M Performance accessories product line. A line comprising a huge array of technical and design components from the fields of aerodynamics, suspension, drive systems and cockpit design, all developed with a single goal in mind – to give you an even more exhilarating experience of supreme dynamics. After all, BMW M Performance

accessories were developed for people who are inspired by ground-breaking technology and want the world to know. Your BMW Service partner will be happy to inform you about the entire range of BMW M Performance accessories and also has a special catalogue waiting for you. For more information, visit

➔ www.bmw.com/accessories



21" BMW M Performance light alloy wheels Double-spoke style 310 M.



BMW M Performance exterior mirror caps in Carbon.



BMW M Performance rear flap and BMW M Performance rear diffuser in Carbon.



BMW M Performance II Alcantara steering wheel.



BMW M Performance gear lever trim made of Carbon.



BMW M Performance stainless steel footrest, BMW M Performance stainless steel pedal pad.



BMW M Performance front grille in black, BMW M Performance exterior mirror caps in Carbon, BMW M Performance front splinter in Carbon, BMW M Performance foil for side sills, 21" BMW M Performance light alloy wheels Double-spoke style 599 M bicolour, BMW M Performance 19" blue braking system.

* May not be available in all countries. Please consult your BMW partner.

¹ Planned availability for the ash trays in the rear doors: 2nd quarter 2014.

| Weight | | xDrive35i | xDrive50i | sDrive25d | xDrive25d | xDrive30d | xDrive40d | M50d |
|--|----|-----------|-----------|-----------|-----------|-----------|-----------|-----------|
| Unladen weight DIN | kg | 2030 | 2175 | 1995 | 2040 | 2070 | 2110 | 2190 |
| Unladen weight EU¹ | kg | 2105 | 2250 | 2070 | 2115 | 2145 | 2185 | 2265 |
| Max. permissible | kg | 2740 | 2885 | 2705 | 2750 | 2780 | 2820 | 2900 |
| Permitted load | kg | 710 | 710 | 710 | 710 | 710 | 710 | 710 |
| Permitted axle load, front/rear | kg | 1280/1540 | 1375/1585 | 1220/1525 | 1265/1530 | 1320/1545 | 1340/1560 | 1370/1580 |
| Permitted roof load | kg | 100 | 100 | 100 | 100 | 100 | 100 | 100 |
| Permitted trailer load, unbraked | kg | 750 | 750 | 750 | 750 | 750 | 750 | 750 |
| Permitted trailer load, braked, max. 12% gradient² | kg | 3500 | 3500 | 2700 | 2700 | 3500 | 3500 | 3500 |
| Permitted trailer load, braked, max. 8 % gradient³ | kg | 3500 | 3500 | 2700 | 2700 | 3500 | 3500 | 3500 |

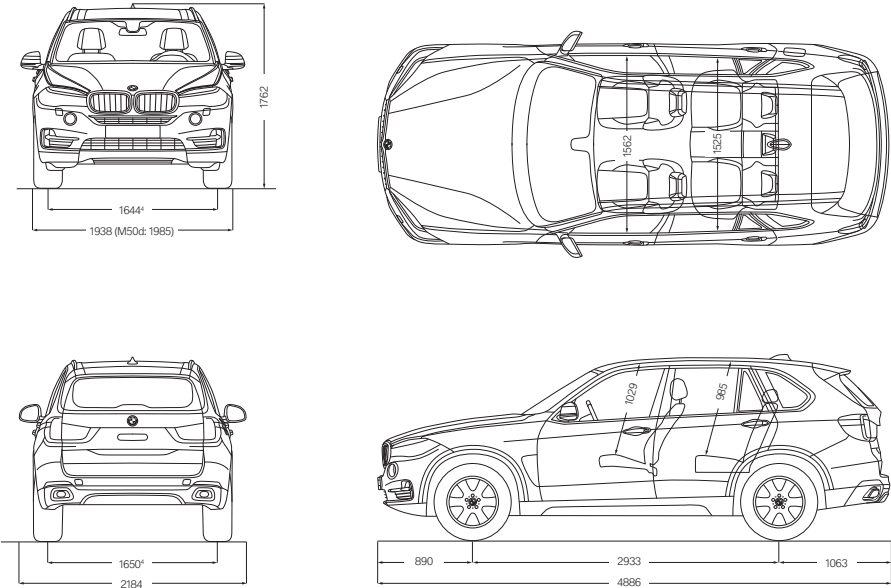
| Engines ²,³ | | xDrive35i | xDrive50i | sDrive25d | xDrive25d | xDrive30d | xDrive40d | M50d |
|--------------------------|-------------|------------------------|------------------------|-------------------|-------------------|-------------------|-------------------|------------------------|
| Cylinders/valves | | 6/4 | 8/4 | 4/4 | 4/4 | 6/4 | 6/4 | 6/4 |
| Capacity | cc³ | 2979 | 4395 | 1995 | 1995 | 2993 | 2993 | 2993 |
| Max. output/engine speed | kW (hp)/rpm | 225 (306) 5800–6400 | 330 (450) 5500–6000 | 160 (218) 4400 | 160 (218) 4400 | 190 (258) 4000 | 230 (313) 4400 | 280 (381) 4000–4400 |
| Max. torque/engine speed | Nm/ rpm | 400 1200–5000 | 450 2000–4500 | 450 1500-2500 | 450 1500-2500 | 560 1500–3000 | 630 1500–2500 | 740 2000-3000 |

| Transmission | | xDrive35i | xDrive50i | sDrive25d | xDrive25d | xDrive30d | xDrive40d | M50d |
|------------------------------|---------------|----------------|----------------|----------------|----------------|----------------|----------------|----------------|
| Standard transmission ratio | III :1 | 4.71/3.14 | 4.71/3.14 | 4.71/3.14 | 4.71/3.14 | 4.71/3.14 | 4.71/3.14 | 4.71/3.14 |
| | III/IV :1 | 2.11/1.67 | 2.11/1.67 | 2.11/1.67 | 2.11/1.67 | 2.11/1.67 | 2.11/1.67 | 2.11/1.67 |
| | V/VI :1 | 1.29/1.00 | 1.29/1.00 | 1.29/1.00 | 1.29/1.00 | 1.29/1.00 | 1.29/1.00 | 1.29/1.00 |
| | VII/VIII/R :1 | 0.84/0.67/3.30 | 0.84/0.67/3.32 | 0.84/0.67/3.30 | 0.84/0.67/3.30 | 0.84/0.67/3.32 | 0.84/0.67/3.32 | 0.84/0.67/3.32 |
| Rear axle transmission ratio | :1 | 3.15 | 3.15 | 3.39 | 3.39 | 3.15 | 3.15 | 3.15 |

| Performance | | xDrive35i | xDrive50i | sDrive25d | xDrive25d | xDrive30d | xDrive40d | M50d |
|-------------------------|------|-----------|-----------|-----------|-----------|-----------|-----------|------|
| Top speed | km/h | 235 | 250⁴ | 220 | 220 | 230 | 236 | 250⁴ |
| Acceleration 0–100 km/h | s | 6.5 | 5.0 | 8.2 | 8.2 | 6.9 | 5.9 | 5.3 |

| Fuel consumption ²,³ | | xDrive35i | xDrive50i | sDrive25d | xDrive25d | xDrive30d | xDrive40d | M50d |
|------------------------|----------|-----------|-----------|-----------|-----------|-----------|-----------|------|
| Urban | l/100 km | 11.2–11.3 | 14.0–14.1 | 6.5–6.6 | 6.7–6.8 | 7.0–7.1 | 7.1–7.2 | 7.6 |
| Extra-urban | l/100 km | 6.9 | 8.3 | 5.2 | 5.3–5.4 | 5.7 | 5.8 | 6.2 |
| Combined | l/100 km | 8.5 | 10.4–10.5 | 5.6–5.7 | 5.8–5.9 | 6.2 | 6.2–6.3 | 6.7 |
| CO₂ emissions | g/km | 197–199 | 242–244 | 149–151 | 154–156 | 162–164 | 164–166 | 177 |
| Tank capacity, approx. | l | 85 | 85 | 75 | 75 | 85 | 85 | 85 |

| Wheels | | xDrive35i | xDrive50i | sDrive25d | xDrive25d | xDrive30d | xDrive40d | M50d |
|------------------------------|--|---------------|---------------|---------------|---------------|---------------|---------------|--------------------------------|
| Tyre dimensions (front/rear) | | 255/55 R 18 V | 255/50 R 19 W | 255/55 R 18 V | 255/55 R 18 V | 255/55 R 18 V | 255/55 R 18 V | 255/50 R19 W/ 285/45 R 19 W |
| Wheel dimensions | | 8.5 J x 18 | 9 J x 19 | 8.5 J x 18 | 8.5 J x 18 | 8.5 J x 18 | 8.5 J x 18 | 9 J / 10 J x 19 |
| Material | | light alloy | light alloy | light alloy | light alloy | light alloy | light alloy | light alloy |
| | | | | | | | | |



All dimensions in the technical drawings are given in millimetres. Height including roof aerial. Luggage compartment capacity 650–1,870 litres.

¹ The figure quoted includes a 90% full tank, 68kg for the driver and 7kg for luggage. Unladen weight applies to vehicles with standard equipment. Optional equipment will increase this figure.

² BMW recommends the use of RON 95 super unleaded petrol. Unleaded fuels 91 RON and higher with a maximum ethanol content of 10% (E10) may also be used. Output and fuel consumption figures apply to RON 98 fuel. All diesel models are designed for use with sulphur-free diesel petrol.

³ All engines comply with the EU6 emissions standard. Fuel consumption figures are determined according to the ECE driving cycle, which consists of approximately one-third urban traffic and two-thirds extra-urban driving (based on the distance covered).

CO₂ emissions are measured in addition to fuel consumption. The fuel consumption figures are based on models with standard equipment. Optional equipment may increase these figures. Fuel consumption and CO₂ emissions are affected by the selected wheel and tyre sizes.

⁴ The BMW X5 xDrive50i has a track width of 1,640 mm at the front and 1,646 mm at the rear. The track width of the BMW X5 M50d is 1,662 mm at the front and 1,702 mm at the rear.

⁵ Only with factory-fitted tow bar, otherwise the max. trailer load is 2,700 kg / 140 kg tow bar download.

⁶ Electronically limited.

The BMW Service concept: always up to speed. When you buy a BMW, you can look forward to superb service and comprehensive customer care, with a worldwide network of more than 3,300 BMW Service partners in more than 150 countries ready to assist you at any time. The vehicle's on-board diagnostics keep you informed of when the car is next due for a check-up and what work needs to be done: **Condition Based Service (CBS)** tracks service fluids and the condition of essential parts subject to wear. It also monitors the time- and mileage-linked service requirements of your BMW. Using these measurement data, the Info Display in the cockpit automatically alerts you in advance whenever

any part of the vehicle requires servicing. The iDrive Control Display contains exact information on which vehicle components will need to be serviced and when. In conjunction with BMW TeleServices*, the innovative telematics service provided by BMW Service, the CBS data are automatically transmitted to your BMW Service partner. This means that your service consultant has more time for you, and can provide more comprehensive advice. Your BMW Service partner will of course have **Original BMW Parts** available for any work to be done. In short: quality and safety are our top priorities.



TAILOR-MADE FOR YOUR VEHICLE. BMW SERVICE.



With **BMW Service Inclusive***, you'll no longer need to worry about the costs involved in maintaining your BMW and replacing worn-out parts. A one-off payment covers all kinds of BMW Service assistance, including Original BMW Parts – worldwide, at all participating BMW Service partners. With BMW Service Inclusive, you can specify a contract duration and choose different levels of service. The advantages:

- Total cost transparency.
- No price increase over the agreed duration.
- Time-saving automated processes.
- Flexible duration, mileage and service level.
- Entirely transferable to the next owner.
- Mileage, duration and service level can be optionally upgraded at any time.

The BMW Service Inclusive packages are available from your BMW Service partner, at a price that is significantly lower than buying each service individually. For more information visit www.bmw.com/serviceinclusive



With **BMW TeleServices***, you are always in safe hands. This feature enables your BMW to contact your BMW Service partner and register itself for a service appointment. As soon as the CBS sensors detect a service requirement, the vehicle will initiate an automatic BMW Teleservice call and transmit all service-related data – which previously had to be collected in the workshop. Your service consultant will then call you back to arrange an appointment. As vehicle information is transferred in advance, time in the workshop can be spent more efficiently, and your BMW will be back on the road more quickly. In the unlikely event of a breakdown, BMW Teleservice Diagnosis enables you to transmit vehicle and location data directly to BMW breakdown assistance. With BMW Teleservice Assistance, malfunctions can often be remedied remotely, getting you back on the road in no time. For further information, visit

www.bmw.com/teleservices



Mobile Service*: in the event of a breakdown, BMW Mobile Service is at your disposal round the clock. Specially trained BMW technicians will do everything necessary to get your BMW back on the road, with telephone or on-site assistance as needed. Simply contact BMW Mobile Service. In addition, all BMW vehicles newly registered from 1 January 2011 come with 24 months of comprehensive mobility services in line with the applicable BMW Mobile Care warranty conditions (including towing, rental car, taxi, hotel accommodation and vehicle return). This BMW mobility warranty is automatically extended by another 24 months if you have the scheduled engine oil service performed by your authorised BMW Service partner – for up to five years after initial vehicle registration. More detailed information is available from your BMW Service partner or online at

www.bmw.com/mobileservice



BMW Financial Services. If there's one more thing you could wish for to go with your BMW, it might simply be the perfect financing solution – one that leaves you with enough room for the other good things in life. BMW Financial Services provides you with personalised leasing, finance and insurance options – tailored to your requirements and budget. But we offer you more than just favourable conditions. Take for example the components of our leasing package, which include courtesy vehicles and insurance. For further information please visit www.bmwfs.com. See for yourself – your BMW partner will be pleased to make you an individual offer for your desired car.



BMW Magazine: information and entertainment. Competent and comprehensive, the BMW Magazine brings you all the latest news from the world of BMW. You will receive two issues per year free of charge when you purchase a new BMW.



BMW Driving Experience: "Learn how to enhance your driving pleasure." Driving a BMW should be fun. And as with any other piece of sports equipment, the better you master it, the more fun you have with it. The BMW Driving Experience teaches you – on-road and off, on snow and ice, or even in the Namibian desert – how far you can push your BMW while still remaining perfectly safe. Courses range from BMW Safety and Snow and Ice Training to M Race Track Training on one of the toughest circuits in the world – the Nürburgring. More information is available at www.bmw-drivingexperience.com



BMW Welt: treat yourself to the luxury of picking up your new BMW at BMW Welt. A visit to the place that has been home to the BMW brand for more than 90 years will make your first encounter with your new BMW an unforgettable experience. Use the opportunity for a tour to acquaint yourself with the BMW Group's complete brand portfolio. The BMW Welt new-vehicle pick-up is integrated into this impressive brand presentation. Select your favourite option from among the following three: Premium Compact, Premium or Premium Plus. Visit us online today at www.bmw-welt.com. Your local BMW partner will also be pleased to provide you with further information. We look forward to welcoming you!



BMW TV*: your source for all things BMW. This is where you can get to know the brand in all its facets, through comprehensive features, portraits, and background reports. www.bmw.tv/com provides you with up-to-date and entertaining information on automobiles, innovations, motor shows, events, sports, and lifestyle topics.

SHAPING THE FUTURE – RESPONSIBLY.

For the eighth time in a row, the BMW Group has been ranked the most sustainable automotive company worldwide in the Dow Jones Sustainability Index. This is because sustainability is an integral part of our value chain – it encompasses every stage from the development of fuel-saving and alternative vehicle concepts to eco-friendly production processes and recycling. Our research and development philosophy, BMW EfficientDynamics, delivers tangible benefits to customers, our climate and the environment. Since 1995, for example, our

European new-vehicle fleet's CO₂ emissions have dropped by more than 30%.

But that's not all. We plan to reduce the amount of resources – such as water and energy – consumed by our vehicle manufacturing operations by 45% per vehicle over the period from 2006 to 2020. In our engine plant in Steyr, Austria, we've already reached the next level: since 2007, production there has generated no waste water at all.

And of course each of our vehicles is designed for easy and economical recycling after its long running life. Please contact your BMW partner on all matters regarding your end-of-life vehicle. Further information on this topic is also available on our website.

www.bmw.com/recycling
www.bmw.com/EfficientDynamics
www.bmwgroup.com/responsibility

More about BMW



Sheer
Driving Pleasure

www.bmw.com



The models illustrated in this brochure show the specifications and configurations (standard and optional equipment) of vehicles produced by BMW AG for the German market. According to the specific requirements of other markets, alterations in standard and optional equipment and the configurations available for the different models, as described in this brochure, may occur. For more precise information about country-specific vehicle versions, please contact your local BMW partner. Subject to change in design and equipment.
© BMW AG, Munich/Germany. Not to be reproduced wholly or in part without written permission of BMW AG, Munich.

BMW recommends **EDGE**



MIX
Paper from
responsible sources
FSC® C011862