



Sheer
Driving Pleasure



THE BMW 5 SERIES SALOON.

BMW EFFICIENT DYNAMICS.
LESS EMISSIONS. MORE DRIVING PLEASURE.

THE NEXT
100 YEARS





THE BMW 5 SERIES SALOON.



EQUIPMENT.

- 18 Highlights
- 20 Exterior colours
- 22 Interior colours
- 24 Wheels and tyres
- 25 Original BMW Accessories
- 26 Technical data



DIGITAL DISCOVERY: THE NEW BMW BROCHURES APP.

More information, more driving pleasure: The new BMW brochures app offers you a brand new digital and interactive BMW experience. Download the BMW brochures app for your smartphone or tablet now and explore new perspectives of your BMW.



「 FORWARD THINKING. 」
L BUSINESS ATHLETE. L



ADVANCED VISIBILITY. ADVANCED TECHNOLOGY.

MORE SAFETY THANKS TO ADAPTIVE LED-HEADLIGHTS* II IMPROVED
AERODYNAMICS THANKS TO ACTIVE STREAM KIDNEY GRILLE AND
AIR CURTAIN II MORE FORWARD MOMENTUM THANKS TO PRECISE
SHAPES AND LINES

* Available as optional equipment.



DYNAMICS THAT CANNOT GO UNNOTICED.

DYNAMIC M SPORT PACKAGE* II LARGE AIR BREATHERS II
ATHLETIC APRON II 20" GLOSS-LATHED V-SPOKE*

* Available as optional equipment.





THE FOCUS IS FRONT LEFT.

DRIVER-ORIENTED COCKPIT II M LEATHER STEERING WHEEL* II
8-SPEED STEPTRONIC SPORT TRANSMISSION* II ADAPTIVE MODE*
DRIVING EXPERIENCE CONTROL II PREMIUM MATERIALS,
PRECISION WORKMANSHIP

* Available as optional equipment.



FOLLOWS YOUR MOVEMENTS.¹

NEW AND INTUITIVE USER TECHNOLOGIES: THE INTELLIGENT
BMW GESTURE CONTROL* II THE INNOVATIVE TOUCH DISPLAY* II
THE INTELLIGENT VOICE CONTROL SYSTEM*

* Available as optional equipment.





A BUNDLE OF ENERGY.¹

BMW 530e iPERFORMANCE WITH INTERNAL COMBUSTION ENGINE
AND ELECTRIC MOTOR || COMBUSTION OUTPUT/TORQUE OF
135 KW/290 NM || ELECTRIC OUTPUT/TORQUE OF 70 KW/250 NM ||
CO₂ EMISSION OF 46 G/KM || UP TO 45 KM RANGE
IN PURELY ELECTRIC MODE



Further information on fuel consumption and CO₂ emissions can be found in technical data or consult your BMW partner.



AND THAT'S JUST THE START.

DISCOVER DRIVING PLEASURE THAT NEVERS ENDS: THE ONE-OFF CONSTELLATION OF ELEGANT AND DYNAMIC DESIGN, INTELLIGENT BMW TECHNOLOGIES AND INNOVATIVE OPERATING CONCEPTS ALLOWS YOU TO ENJOY EVERY SECOND WHILST ENSURING YOU NEVER LOSE SIGHT OF THE WAY FORWARDS. THE BEST DRIVES FOR THE BEST DRIVERS: THE BMW 5 SERIES UNITES OUTSTANDING OUTPUT WITH POWERFUL ATHLETICISM AND REACHES EVERY DESTINATION WITH THE UTMOST EFFICIENCY AND ASSERTION. A GENUINE BUSINESS ATHLETE:

THE BMW 5 SERIES SALOON.

HIGHLIGHTS.

Discover more with the new BMW catalogue app. Now available for your smartphone and tablet.

■ Standard equipment □ Optional equipment



□ Complementary to the iDrive Touch Controller, BMW Gesture Control allows for specified functions to be controlled with gestures.



□ The full-colour BMW Head-Up Display¹ projects all information relevant to the journey directly into the driver's field of vision.



□ The BMW display key shows various information about the vehicle's status and allows selected functions to be controlled with an integrated touch display.



□ Telephony with wireless charging³ offers a comprehensive telephony package with Bluetooth connectivity and the technical capacity for a WiFi hotspot.



□ The Bowers & Wilkins Diamond surround sound system features an output of 1.400 W and outstanding studio-quality sound for every seat in the car.




■ The Driving Experience Control offers the choice between the standard COMFORT mode and the other modes, ECO PRO, SPORT and ADAPTIVE⁴.



□ The comfort seats for driver and front passenger include active headrests and can be electrically adjusted in various ways. The top part of the backrest, the backrest width, thigh support and headrest height can be individually adjusted. The equipment package also includes the lumbar support and memory function for the driver and front passenger.



□ The new BMW 5 Series with M Sport package featuring the optional exterior colour Mediterranean Blue metallic and 19" M light alloy wheels Double-spoke style 664 M in matte Cerium Grey, gloss-lathed and burnished.



□ The equipment package Parking Assistant Plus makes parking and manoeuvring the vehicle easier. It features Surround View including Top View, Remote 3D View, PDC and the Parking Assistant with linear guidance, which parks the vehicle parallel or perpendicular to the lane completely automatically. The system works by measuring potential spaces while driving past them at a low speed.



□ Driving Assistant Plus² offers automatic driving with greater comfort and security in monotonous and dangerous situations. These can include on the one hand traffic jams, slow-moving traffic or long journeys through the city, on country roads or motorways and on the other hand navigating junctions and hazardous lane changes. The vehicle takes action when the driver either cannot or will not.



□ BMW Night Vision with person recognition makes people and large animals visible on the Control Display from a distance using heat imaging and illuminates them with the Dynamic Marker Light in the main headlight. An additional warning system is also automatically activated when the vehicle is started, regardless of the status of the imaging display.



□ BMW Connected is a personal mobility assistant which facilitates everyday mobility and aids drivers in reaching their destinations relaxed and on time. Mobility-relevant information such as recommendations for optimal departure times are available remotely via iPhone or Apple Watch and can be seamlessly transferred into the car.

¹ The information in the BMW Head-Up Display is not fully visible when wearing polarised sunglasses. The exact content shown will depend on the equipment options chosen. Further optional equipment is required for additional displays.
² Only available in conjunction with Steptronic transmission.

³ Inductive charging in accordance with Qi-standards for compatible mobile phones. Special charging cases available as BMW Original Accessories for select smartphones featuring Qi-standard inductive charging. The WiFi hotspot enables internet access at maximum LTE speeds. Use incurs charges.
⁴ Adaptive Mode only available in conjunction with Steptronic transmission.

EXTERIOR COLOURS.

Discover more with the new BMW catalogue app. Now available for your smartphone and tablet.

■ Standard equipment □ Optional equipment



■ **Non-metallic** 668 Black



□ **Metallic** 475 Black Sapphire²




□ **Metallic** A90 Sophisto Grey Brilliant Effect²



□ **Metallic** A72 Cashmere Silver



□ **Non-metallic** 300 Alpine White¹



□ **Metallic** A89 Imperial Blue brilliant effect




□ **Metallic** C2P Atlas Cedar



□ **Metallic** A83 Glacier Silver



□ **Metallic** C10 Mediterranean Blue²



□ **Metallic** B65 Jatoba



□ **Metallic** C2Y Bluestone²




□ **Metallic** A96 Mineral White


BMW INDIVIDUAL



□ **BMW Individual** X17 Rhodonite Silver metallic²



□ **BMW Individual** X08 Champagne Quartz metallic²



□ **BMW Individual** X14 Almandine Brown metallic²



□ **BMW Individual** S34 Azurite Black metallic²



□ **BMW Individual** 490 Brilliant White metallic²



□ **BMW Individual** 490 Frozen Brilliant White metallic²



□ **BMW Individual** 490 Pure metal Silver²




□ **BMW Individual** 490 Frozen Cashmere Silver metallic²



□ **BMW Individual** 490 Frozen Dark Brown metallic²



□ **BMW Individual** 490 Frozen Arctic Grey metallic²



□ **Metallic** 416 Carbon Black

M SPORT PACKAGE

[Colours] The colours printed above are intended to provide you with a first impression of paints and materials available for your BMW. Experience has shown, however, that printed images of paint, upholstery and interior trim colours cannot faithfully reproduce the actual

appearance of the originals. We recommend therefore that you consult your BMW partner who will be able to show you original samples and assist with special requests.

¹ Also available as standard equipment for M Sport package.

² Optionally available for the M Sport package.

INTERIOR COLOURS.

Discover more with the new BMW catalogue app. Now available for your smartphone and tablet.

■ Standard equipment □ Optional equipment

CLOTH

Available with

■ Basic

Cloth Junction
BYAT Anthracite¹

CLOTH/LEATHER COMBINATION

Available with

■ Sport Line

Plectoid cloth/
leather upholstery
CNAT Anthracite

■ M Sport package

Rhombicle cloth/
Alcantara upholstery
HRAT Anthracite²

LEATHER

Available with

□ Basic
■ Luxury Line
□ Sport Line
□ M Sport package

Dakota leather
LCSW Black

□ Basic
■ Luxury Line
□ Sport Line
□ M Sport package

Dakota leather
LCCY Canberra Beige³,
interior colour Canberra
Beige

□ Basic
■ Luxury Line
□ Sport Line
□ M Sport package

Dakota leather
LCEW Ivory White,
interior colour Black

□ Basic
■ Luxury Line
□ Sport Line
□ M Sport package

Dakota leather
LCRI Cognac

■ Luxury Line
□ Sport Line
□ M Sport package

Dakota leather
LCFK Black with
exclusive stitching,
contrast piping

■ Luxury Line
□ Sport Line
□ M Sport package

Dakota leather
LCDO Canberra Beige
with exclusive stitching,
contrast piping

LEATHER

Available with

■ Luxury Line
□ Sport Line
□ M Sport package

Dakota leather
LCFI Ivory White with
exclusive stitching,
contrast piping

■ Luxury Line
□ Sport Line
□ M Sport package

Dakota leather
LCFF Ivory White with
exclusive stitching⁴,
contrast piping

■ Luxury Line
□ Sport Line
□ M Sport package

Dakota leather
LCRO Cognac with
exclusive stitching,
contrast piping

■ Luxury Line
□ Sport Line
□ M Sport package

Dakota leather
LCTJ Night Blue with
exclusive stitching³,
contrast piping

□ M Sport package

Dakota leather
LCNL Black with
contrast stitching
in Blue⁷

□ Luxury Line
□ Sport Line
□ M Sport package

Exclusive Nappa
leather
LZFK Black with
exclusive stitching⁴,
contrast piping

□ Luxury Line
□ Sport Line
□ M Sport package

Exclusive Nappa
leather Dakota
LZFI Ivory White with
exclusive stitching⁴,
contrast piping

□ Luxury Line
□ Sport Line
□ M Sport package

Exclusive Nappa
leather
LZFF Ivory White with
exclusive stitching⁴,
contrast piping

□ Luxury Line
□ Sport Line
□ M Sport package

Exclusive Nappa
leather
LZNI Mocha with
exclusive stitching⁴,
contrast piping

INTERIOR COLOURS

Available with

■ Basic
■ Luxury Line
□ Sport Line
■ M Sport package

Black with
headliner in
Ivory White

□ Basic
□ Luxury Line
□ Sport Line
□ M Sport package

Canberra Beige
with headliner in
Canberra Beige

INTERIOR TRIMS

Available with

■ Basic

4K8 Oxide Silver dark
matt with Pearl-Gloss
Chrome accent lines

■ M Sport package

4K7 Aluminium
rhombic with
Pearl-Gloss Chrome
accent trim

□ Basic
■ Luxury Line
□ Sport Line

4K9 Fine Brushed
Aluminium with
Pearl-Gloss Chrome
accent lines

□ Basic
■ Luxury Line
■ Sport Line
■ M Sport package

4LU Black high-gloss
with Pearl Chrome
highlights

□ Basic
■ Luxury Line
□ Sport Line
□ M Sport package

4LH Fineline Cove
fine-wood trim with
Pearl-Gloss Chrome
accent lines

□ Basic
■ Luxury Line
□ Sport Line
□ M Sport package

4LF Fineline Ridge
fine-wood trim with
Pearl-Gloss Chrome
accent lines

□ Basic
■ Luxury Line
□ Sport Line
□ M Sport package

4LG Burled Walnut dark
fine-wood trim with
Pearl-Gloss Chrome
accent lines

□ Basic
■ Luxury Line
□ Sport Line
□ M Sport package

4LQ Poplar grain
fine-wood trim with
Pearl-Gloss Chrome
accent lines

BMW INDIVIDUAL HEADLINER

Available with

□ Basic
□ Luxury Line
□ Sport Line
□ M Sport package

BMW Individual
headliner
776 Alcantara
Anthracite

□ Basic
□ Luxury Line
□ Sport Line
■ M Sport package

BMW Individual
headliner
775 Anthracite

BMW INDIVIDUAL UPHOLSTERY COLOURS

Available with

□ Basic
□ Luxury Line
□ Sport Line
□ M Sport package

BMW Individual full
fine-grain Merino
leather
ZBFU Smoke White/
Black^{5,6}

□ Basic
□ Luxury Line
□ Sport Line
□ M Sport package

BMW Individual full
fine-grain Merino
leather
ZBCR Caramel^{5,6}

□ Basic
□ Luxury Line
□ Sport Line
□ M Sport package

BMW Individual full
fine-grain Merino
leather
ZBTQ Tartufo^{5,6}

BMW INDIVIDUAL INTERIOR TRIMS

Available with

□ Basic
□ Luxury Line
□ Sport Line
□ M Sport package

BMW Individual
interior trim
XEW Fine-wood trim
Sen Light Brown⁸

□ Basic
□ Luxury Line
□ Sport Line
□ M Sport package

BMW Individual
interior trim
4WY Fine-wood trim
Plum Brown high-gloss⁸

□ Basic
□ Luxury Line
□ Sport Line
□ M Sport package

BMW Individual
interior trim
4ML Piano finish Black⁸

Please note that even normal long or short-term use can lead to permanent upholstery damage. This can be caused in particular by non-colourfast clothing.

The interior colour is dependent on the chosen upholstery colour.

¹ Only available in conjunction with standard seats.
² Not available in conjunction with sport seats.
³ Not available in conjunction with standard seats.
⁴ Only in conjunction with comfort seats.

⁵ Includes leather-covered instrument panel, top in Nappa leather in Black with contrast stitching and bottom in fine-grain Merino leather matching the seat upholstery colour.
⁶ Also available as BMW Individual extended fine-grain Merino leather upholstery.
⁷ Seats with M signature in the piping.
⁸ With Pearl-Gloss Chrome accent line.

WHEELS AND TYRES.

Discover more with the new BMW catalogue app. Now available for your smartphone and tablet.



□ 20" BMW Individual light alloy wheels V-spoke style 759 I Bicolor, front wheel size 8J x 20, tyres 245/35 R20, rear wheel size 9J x 20, tyres 275/30 R20.



□ 19" light alloy wheels W-spoke style 663 Ferric Grey gloss-lathed with mixed tyres and run-flat properties, front 8J x 19 with 245/40 R19 tyres, rear 9J x 19 with 275/35 R19 tyres.



□ 17" light alloy wheels turbine style 645 in Bicolour Orbit Grey, gloss-lathed, BMW EfficientDynamics, 7.5J x 17, with 225/55 R17 tyres.



□ 17" light alloy wheels V-spoke style 631 Ferric Grey gloss-lathed, 7.5J x 17 with 225/55 R17 tyres.



□ 18" light alloy wheels Multi-spoke style 619, 8J x 18 with 245/45 R18 tyres.



□ 19" M light alloy wheels Double-spoke style 664 M Jet Black non-metallic¹, with run-flat properties and mixed tyres, front 8J x 19 with 245/40 R19 tyres, rear 9J x 19 with 275/35 R19 tyres.



□ 18" light alloy wheels V-spoke style 684 Ferric Grey gloss-lathed, 8J x 18 with 245/45 R18 tyres.



○ 20" M light alloy Double-spoke style 669 M wheels, Bicolour with mixed tyres and runflat properties, front wheel size 8J x 20 with tyres 245/35 R20, rear wheel size 9J x 20 with tyres 275/30 R20.



○ 20" M light alloy wheels Double-spoke style 668 M Cerium Grey matt, gloss-lathed with performance tyres and mixed tyres, front 8J x 20 with 245/35 R20 tyres, rear 9J x 20 with 275/30 R20 tyres.

ORIGINAL BMW ACCESSORIES.

Equipment 24 | 25

■ Standard equipment □ Optional equipment ○ Accessories



○ Lockable **roof box** in Black/Titanium Silver, 520-litre capacity, opens from both sides; suitable for all BMW roof rack systems.

○ 20" **light alloy Cross-spoke style 636 wheels, Liquid Black** with mixed tyres and runflat properties. Front wheel size: 8J x 20 with 245/35 R20 tyres. Rear wheel size: 9J x 20 with 275/30 R20 tyres.



○ **Activity Key** – the small and buttonless key unit for touch-free locking, unlocking and start/stop can be worn as a clip, key pendant or wristband.



○ **Travel & Comfort System – base carrier.** Provides an option to attach clothes hangers, a folding table, universal hooks or holders for GoPro cameras, iPads™ or Samsung Galaxy Tabs to the front seat headrest.



○ The high-quality **travel blanket** with a beige and a dark brown side is made from 100 percent extra-fine Merino wool and is woven using the Jacquard-technique.



○ **All-weather floor mats** – precision-fit protection from damp, dirt and waterlogging in entire footwell. The black finish is a perfect match with the interior.



○ **BMW Display Key Case** – the precision-fit case made from Nappa leather protects the BMW display key.



○ **Wireless charging case** for recharging Apple iPhone™ models 5/5s/SE/6/6s via induction without a cable; mobile phone case also serves as protective case.



○ Precisely-fitted, durable, anti-slip, water-resistant **luggage compartment mat.** Black with the number 5 featured as a stainless steel inlay.

¹ Only available in conjunction with the M Sport package.

Discover the all-round innovative solutions on offer in many categories: exterior, interior, communication & information and transport & luggage compartment. Your BMW partner will be happy to advise you and provide you with a special catalogue detailing the entire

range of Original BMW Accessories. For further information, please visit www.bmw.com/accessories

TECHNICAL DATA.

BMW 5 SERIES SALOON	520i	530i 530i xDrive	540i 540i xDrive	M550i xDrive	520d EfficientDyna- mics Edition	520d 520d xDrive	525d	530d 530d xDrive	540d xDrive	M550d xDrive	530e iPerformance ⁶
------------------------	------	---------------------	---------------------	--------------	--	---------------------	------	---------------------	-------------	--------------	-----------------------------------

Weight											
Unladen weight EU¹	kg	[1605]	[1615]	[1670]	–	[1615]	1615 [1635]	[1685]	[1715]	–	– [1845]
Unladen EU¹ (xDrive)	kg	–	[1670]	[1735]	[1885]	–	1695	–	[1770]	[1825]	[1920] –
Max. permissible	kg	[2200]	[2200]	[2270]	–	[2245]	2230 [2245]	[2295]	[2345]	–	– [2420]
Max. permissible weight (xDrive)	kg	–	[2270]	[2340]	[2460]	–	2325	–	[2385]	[2440]	[2470] –
Permitted load	kg	[660]	[660]	[675]	–	[685]	685 [685]	[685]	[705]	–	– [650]
Permitted load (xDrive)	kg	–	[675]	[675]	[650]	–	[705]	–	[690]	[690]	[625] –
Permitted trailer load, unbraked²	kg	[750]	[750]	[750]	–	[750]	750 [750]	[750]	[750]	–	–
Permitted trailer load, unbraked (xDrive)²	kg	–	[750]	[750]	[750]	–	[750]	–	[750]	[750]	–
Permitted trailer load, braked, max. 12% gradient/max. 8% gradient²	kg	[2000/2000]	[2000/2000]	[2000/2000]	–	[2000/2000]	1800/1800 [2000/2000]	[2000/2000]	[2000/2000]	–	–
Permitted trailer load, braked, max. 12% gradient/max. 8% gradient (xDrive)²	kg	–	[2000/2000]	[2000/2000]	[2000/2000]	–	[2000/2000]	–	[2000/2000]	[2000/2000]	–
Luggage compartment capacity	l	530	530	530	530	530	530	530	530	530	410

Engine ^{3, 5}											
Cylinders/valves		4/4	4/4	6/4	8/4	4/4	4/4	4/4	6/4	6/4	4/4
Capacity	cc	1998	1998	2998	4395	1995	1995	1995	2993	2993	1998
Rated output/rated engine speed	kW (hp)/rpm	135 (184)/5000–6500	185 (252)/5200–6500	250 (340)/5500–6500	340 (462)/5500–6000	140 (190)/4000–4000	140 (190)/4000–4000	170 (231)/4400–4400	195 (265)/4400–4400	235 (320)/4400–4400	135 (184)/5000–6500
Max. torque/engine speed	Nm/rpm	290/1350–4250	350/1450–4800	450/1380–5200	650/1800–4750	400/1750–2500	400/1750–2500	500/2000–2000	620/2000–2500	680/1750–2250	760/2000–3000

Power transmission											
Drive configuration		Rear-wheel	Rear-wheel/all-wheel	Rear-wheel/all-wheel	All-wheel	Rear-wheel	Rear-wheel/all-wheel	Rear-wheel	Rear-wheel/all-wheel	All-wheel	All-wheel
Standard transmission		Eight-speed Steptronic	Eight-speed Steptronic	Eight-speed Steptronic	–	Eight-speed Steptronic	Six-speed manual	Eight-speed Steptronic	Eight-speed Steptronic	–	–
Standard transmission (xDrive)		–	Eight-speed Steptronic	Eight-speed Steptronic	Eight-speed Steptronic Sport	–	Eight-speed Steptronic	–	Eight-speed Steptronic	Eight-speed Steptronic	Eight-speed Steptronic Sport

Performance											
Top speed	km/h	[235]	[250] ⁴	[250] ⁴	–	235	238 [235]	[250] ⁴	[250] ⁴	–	– [235]
Top speed (xDrive)	km/h	–	[250] ⁴	[250] ⁴	[250] ⁴	–	[232]	–	[250] ⁴	[250] ⁴	–
Top speed, electric	km/h	–	–	–	–	–	–	–	–	–	[140]
Acceleration 0–100 km/h	s	[7.8]	[6.2]	[5.1]	–	7.5	7.7 [7.5]	[6.6]	[5.7]	–	– [6.2]
Acceleration (xDrive) 0–100km/h	s	–	[6.0]	[4.8]	[4.0]	–	[7.6]	–	[5.4]	[4.7]	[4.4] –

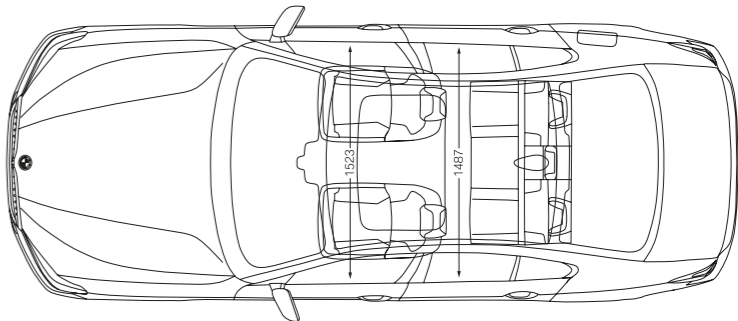
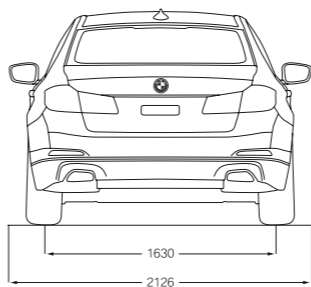
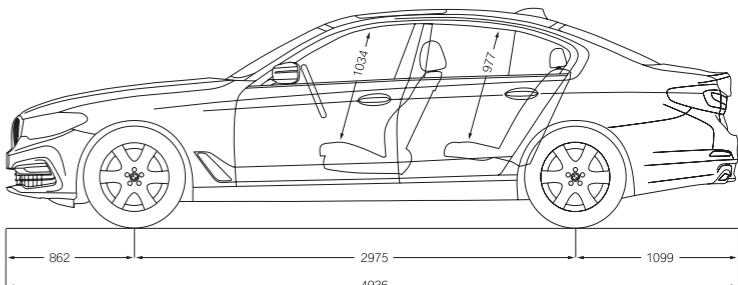

Fuel consumption ^{3, 5}											
Urban	l/100 km	[6.9–7.2]	[6.9–7.3]	[8.9–9.2]	–	[4.4–4.7]	4.9–5.2 [4.7–5.0]	[5.1–5.5]	[5.3–5.6]	–	–
Urban (xDrive)	l/100 km	–	[7.4–7.8]	[9.3–9.6]	[12.7]	–	[5.1–5.4]	–	[5.8–6.2]	[6.4–6.6]	[6.6–6.9] –
Extra-urban	l/100 km	[4.6–5.1]	[4.7–5.2]	[5.2–5.6]	–	[3.6–4.1]	3.7–4.1 [3.8–4.1]	[4.0–4.5]	[4.1–4.4]	–	–
Extra urban (xDrive)	l/100 km	–	[5.2–5.6]	[5.7–6.1]	[6.8–7.1]	–	[4.2–4.6]	–	[4.6–4.9]	[4.6–5.0]	[5.4–5.6] –
Combined	l/100 km	[5.5–5.9]	[5.5–5.9]	[6.5–6.9]	–	[3.9–4.3]	4.2–4.5 [4.1–4.5]	[4.4–4.8]	[4.5–4.9]	–	– [1.9–2.1]
Combined (xDrive)	l/100 km	–	[6.0–6.4]	[6.9–7.4]	[8.9–9.1]	–	[4.5–4.9]	–	[5.0–5.4]	[5.2–5.6]	[5.9–6.1] –
Energy consumption ⁵	kWh/100 km	–	–	–	–	–	–	–	–	–	– [13.1–14.1]
Combined CO₂ emissions	g/km	[124–134]	[126–136]	[149–159]	–	[102–114]	109–119 [108–118]	[116–126]	[118–128]	–	– [44–49]
Combined CO₂ emissions (xDrive)	g/km	–	[137–147]	[159–169]	[204–209]	–	[119–129]	–	[132–142]	[138–147]	[154–159] –
Tank capacity (approx.)	l	68	68	68	68	62	66	66	66	66	46

BMW 5 SERIES SALOON	520i	530i 530i xDrive	540i 540i xDrive	M550i xDrive	520d EfficientDyna- mics Edition	520d 520d xDrive	525d	530d 530d xDrive	540d xDrive	M550d xDrive	530e iPerformance ⁶
------------------------	------	---------------------	---------------------	--------------	--	---------------------	------	---------------------	-------------	--------------	-----------------------------------

Wheels/tyres											
Tyre dimensions		225/55 R 17 Y	225/55 R 17 Y	225/55 R 17 Y	245/40 R 19 Y/275/35 R 19 Y	225/55 R 17 Y	225/55 R 17 Y	225/55 R 17 Y	225/55 R 17 Y	225/55 R 17 Y	225/55 R 17 Y
Wheel dimensions		7.5 J x 17	7.5 J x 17	7.5 J x 17	8 J x 19/9 J x 19	7.5 J x 17	7.5 J x 17	7.5 J x 17	7.5 J x 17	7.5 J x 17	7.5 J x 17
Material		light alloy	light alloy	light alloy	light alloy	light alloy	light alloy	light alloy	light alloy	light alloy	light alloy

iPerformance system output											
Peak output/engine speed	kW (hp)/rpm	–	–	–	–	–	–	–	–	–	83 (113)/3170
System output	kW (hp)	–	–	–	–	–	–	–	–	–	185 (252)
System torque	Nm	–	–	–	–	–	–	–	–	–	420

High-voltage battery capacity											
Battery type/net battery capacity	kWh	–	–	–	–	–	–	–	–	–	8
Electric range (NEDC)⁷/ Maximum overall range, combined⁷	km	–	–	–	–	–	–	–	–	–	46–50/650
Charge time⁸ (with household socket/ BMW i Wallbox Pure/Pro)	h	–	–	–	–	–	–	–	–	–	3:50/2:50



All dimensions in the technical drawings are given in millimetres. Height with roof aerial is 1466 mm. Quoted performance, fuel consumption and CO₂ emissions figures refer to vehicles with standard transmission. Figures in [] refer to vehicles with Steptronic transmission.

¹ Figures quoted are based on a 90% full tank and a driver weight of 75kg. Unladen weight applies to vehicles with standard equipment. Optional equipment may increase the actual vehicle mass.
² The overall weight of the trailer may not exceed the maximum permissible trailer load plus the maximum permissible towbar download.
³ BMW recommends the use of RON 95 super unleaded petrol. Unleaded RON 91 and higher with a maximum ethanol content of 10% (E10) may also be used. Output and fuel consumption figures apply to RON 98 fuel.
⁴ Electronically restricted.
⁵ All engines comply with the EU 6 emissions standard. Fuel consumption figures are determined according to the ECE driving cycle, which consists of approximately one-third urban traffic and two-thirds extra-urban driving (based on the distance covered). CO₂ emissions are measured in addition to fuel consumption. Optional equipment may increase these figures. Fuel consumption and CO₂ emission figures are dependent on tyre format (higher figures refer to models with optional wheels). Fuel consumption and CO₂ emission figures are dependent on tyre format (higher figures refer to models with optional wheels).
⁶ Electricity consumption is affected by the selected wheel and tyre sizes.
⁷ Range dependent on various factors. In particular: personal driving style, route characteristics, exterior temperature, heating/air conditioning, pre-conditioning.
⁸ Depending on electrical grid used. Charging time corresponds to a 100% charge.

BMW 540i SALOON WITH M SPORT PACKAGE:

BMW TwinPower Turbo 6-cylinder inline petrol engine, 250 kW (340 hp), 20" BMW Individual light alloy wheels V-spoke style 759 I Bicolor with mixed tyres, exterior colour Bluestone metallic, seats Dakota Ivory White leather with exclusive stitching and contrast piping, interior trim in Finition Ridge fine-wood with Pearl-Gloss Chrome accent line.

BMW 530e iPERFORMANCE:

BMW TwinPower Turbo 4-cylinder inline petrol engine (135 kW/184 hp), electric motor (70 kW/95 hp), 19" light alloy wheels V-spoke style 635 with mixed tyres, exterior colour Glacier Silver metallic, seats Dakota Night Blue leather with exclusive stitching and contrasting piping, BMW Individual Piano Black interior trim.

The models illustrated in this brochure show the equipment and configuration options (standard and optional) for vehicles produced by BMW AG for the German market. Alterations in standard and optional equipment and the configurations available for the different models, as described in this brochure, may occur after 17/03/2017, the date when this brochure went to press, or according to the specific requirements of other markets. Your local BMW Partner is available to provide further details. Subject to alteration in design and equipment.

© BMW AG, Munich, Germany. Reproduction, even in part, only with the written approval of BMW AG, Munich.

4 11 005 239 20 2 2017 BM. Printed in Germany 2017.

