




Sheer  
Driving Pleasure



# THE NEW BMW 4 SERIES COUPÉ, CONVERTIBLE AND GRAN COUPÉ.

 **BMW EFFICIENT DYNAMICS.**  
LESS EMISSIONS. MORE DRIVING PLEASURE.

THE NEXT  
100 YEARS





## THE NEW BMW 4 SERIES COUPÉ, CONVERTIBLE AND GRAN COUPÉ.

### DIGITAL DISCOVERY: THE NEW BMW BROCHURES APP.

More information, more driving pleasure: The new BMW brochures app offers you a brand new digital and interactive BMW experience. Download the BMW brochures app for your smartphone or tablet now and explore new perspectives of your BMW.



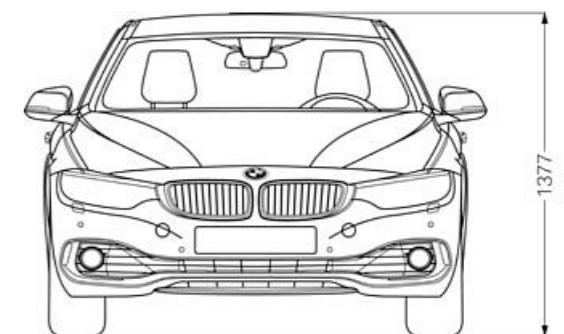
**18** Equipment-Highlights



**20** Colour worlds



**24** Wheels and tyres / Original BMW Accessories



**26** Technical data

FOUR MEANS MORE.

# POWER

# 4





**IDEAL LINES +**

SLEEK SILHOUETTE II NEW WIDE AIR INLETS FOR  
OPTIMISED AERODYNAMICS AND SPORTING APPEAL II  
FULL-LED HEADLIGHTS WITH HEXAGONAL DESIGN<sup>1</sup>

<sup>1</sup> Available as optional equipment.





ALL CHASSIS VARIANTS DELIVER SPORTY HANDLING II  
RETRACTABLE HARDTOP WITH EXCELLENT INSULATION II LONG, SCULPTED  
BONNET FOR DYNAMIC LOOKS EVEN WHEN STANDING STILL

**IRRESISTIBLE+**



# LIMITLESS+

SPORT LEATHER STEERING WHEEL WITH MULTIFUNCTION BUTTONS ||  
SEAMLESS CONNECTIVITY BETWEEN VEHICLE AND SMARTPHONE || WIFI HOTSPOT<sup>1</sup> ||  
PREPARATION FOR APPLE CAR PLAY<sup>®1</sup> || PREMIUM INTERIOR WITH BOAT DECK CHARACTER

<sup>1</sup> Available as optional equipment.





NEW REAR DESIGN LINES EMPHASISE VEHICLE WIDTH FOR A SPORTY,  
LOW-SLUNG STANCE || DYNAMIC AND EFFICIENT BMW TWIN POWER TURBO ENGINES ||  
8-SPEED STEPTRONIC SPORT TRANSMISSION<sup>1</sup>

**SUPERIOR +**

<sup>1</sup> Available as optional equipment.



# TOP FORM+

ADAPTIVE M SUSPENSION<sup>1</sup> || VARIABLE SPORT STEERING<sup>1</sup> ||  
TWO-PART FULL-LED TAILLIGHTS VISUALLY EMPHASISE THE CAR'S WIDTH ||  
DOORS WITH FRAMELESS WINDOWS FOR ADDED ELEGANCE

<sup>1</sup> Available as optional equipment.





# A LOT OF PLUS POINTS

**ELEGANT SPORTING APPEAL, TAKEN TO THE MAXIMUM.** THE NEW BMW 4 SERIES – A MARRIAGE OF ATHLETICISM AND AESTHETICS. WITH A SLEEK, SPORTY SILHOUETTE, A MUSCULAR REAR AND A REDESIGNED FRONT SECTION, IT PROVOKES DESIRE AND ADMIRATION. WITH ITS POWERFUL AND EFFICIENT BMW TWIN POWER TURBO ENGINES, IT NOT ONLY TAKES TOP SPOT, BUT EXTENDS ITS LEAD.

**THE NEW BMW 4 SERIES COUPÉ, CONVERTIBLE AND GRAN COUPÉ.**

# HIGHLIGHTS.

Equipment 18 | 19

Discover more with the new BMW catalogue app. Now available for your smartphone and tablet.

■ Standard equipment □ Optional equipment




□ The Adaptive LED headlights adjust their light distribution according to speed and steering angle. They provide optimum illumination of the road ahead, improve visibility in the dark and feature a range of functions: highlighters, light rings, anti-dazzle function, BMW Selective Beam, fog lights, cornering lights, indicators, daytime running lights and Adaptive headlights.



□ Larger brake discs are the hallmark of the high-performance M Sport brakes<sup>1</sup>, along with their exclusive dark blue brake callipers with M designation.



□ The Air collar<sup>2</sup> releases pleasant, warm air around the head and shoulders, ensuring comfort when driving with the roof open.



□ The Multifunctional instrument display<sup>3</sup> with Black Panel technology and a screen diagonal of 8.8" provides a highly impressive visualisation of the driving experience. Three different modes and their specific displays – each of which have their own colour scheme and graphic style – can be displayed in the instrument cluster: ECO PRO, COMFORT and SPORT.



□ The Navigation system Professional, including hands-free facility, USB interface, 8.8" LCD colour display and Radio BMW Professional with a DVD player, comes with a three-dimensional map display and 20 GB of memory. The system is operated intuitively via the iDrive Touch Controller. Map updates are available for three years without license fees.<sup>4</sup>



□ The full-colour BMW Head-Up Display<sup>5</sup> projects information relevant to the journey directly into the driver's field of vision.



□ Active cruise control with Stop&Go function<sup>6</sup> maintains a preselected speed, as well as the distance to the driver ahead.



■ Thanks to its tightly spaced gear ratios and fast engine speed transitions, the 8-speed Steptronic transmission ensures greater driving comfort, smoother gear-shifts and low fuel consumption.



□ Telephony with wireless charging<sup>7</sup> offers a comprehensive telephony package with Bluetooth connectivity and the technical capacity for a WiFi hotspot<sup>8</sup>.



□ The Comfort access system allows passengers to enter the car via the front doors and open the tailgate without having to actively use the key. The key just has to be on the user's person. To unlock the vehicle, just touch the door handles or tailgate button. The tailgate can also be opened and closed without being touched via a quick wave of the foot under the bumper.<sup>9</sup>



□ The Parking assistant<sup>10</sup> makes parking parallel and perpendicular to the road easier. The system works by measuring even tight potential parallel parking spaces while driving past at a low speed. When a suitable space has been found, the Parking assistant takes over the steering, while the driver is responsible for selecting the correct gear, as well as pressing the accelerator and brakes.



□ BMW Connected is a personal mobility assistant which facilitates everyday mobility and aids drivers in reaching their destinations relaxed and on time. Mobility-relevant information such as recommendations for optimal departure times are available remotely via iPhone or Apple Watch and can be seamlessly transferred into the car.

<sup>1</sup> Only available for the 440i, 440i xDrive, 435d xDrive and in conjunction with the M Sport package.

<sup>2</sup> Only available for the Convertible.

<sup>3</sup> Only available in conjunction with the Navigation system Professional.

<sup>4</sup> As part of BMW ConnectedDrive, in selected European countries, the system automatically updates maps for three years up to four times per year without incurring licensing fees.

<sup>5</sup> The contents shown by the Head-Up Display depend on equipment installed. The visuals in the Head-Up Display are not fully visible when wearing polarised sunglasses.

<sup>6</sup> Only available in conjunction with Steptronic transmission.

<sup>7</sup> Inductive charging for Qi-compatible mobile phones is possible. Special charging cases are available from Original BMW Accessories for selected smartphones that do not support Qi inductive charging.

<sup>8</sup> The internet connection for the SIM card with 4G/LTE mobile communication incurs costs that are calculated separately by the mobile communication provider. This may differ by country, please consult your local BMW partner.

<sup>9</sup> Contactless opening only available for the Coupé and Gran Coupé.

Contactless closing only available for the Gran Coupé.

<sup>10</sup> Only available in conjunction with Park Distance Control (PDC).

# EXTERIOR COLOURS.

Discover more with the new BMW catalogue app. Now available for your smartphone and tablet.

■ Standard equipment    □ Optional equipment


## M SPORT PACKAGE




■ **Non-metallic** 668 Black



□ **Non-metallic** 300 Alpine White<sup>1</sup>



□ **Metallic** 475 Black Sapphire<sup>2</sup>




□ **Metallic** 416 Carbon Black<sup>2,5</sup>



□ **Metallic** A75 Melbourne Red<sup>3</sup>



□ **Metallic** A83 Glacier Silver<sup>2</sup>



□ **Metallic** A89 Imperial Blue brilliant effect



□ **Metallic** B45 Estoril Blue<sup>2</sup>



□ **Metallic** A96 Mineral White



□ **Metallic** B39 Mineral Grey<sup>2</sup>



□ **Metallic** B53 Sparkling Brown<sup>4</sup>



□ **Metallic** WC1G Snapper Rocks Blue<sup>2</sup>




□ **Metallic** WC1X Sunset Orange



□ **Metallic** WB65 Jatoba<sup>5</sup>

## BMW INDIVIDUAL




□ **BMW Individual** X02 Citrine Black metallic<sup>2</sup>



□ **BMW Individual** 490 Frozen Grey metallic<sup>2,5</sup>



□ **BMW Individual** 490 Frozen Brilliant White metallic<sup>5</sup>




□ **BMW Individual** X08 Champagne Quartz metallic<sup>2</sup>



□ **BMW Individual** 490 Frozen Cashmere Silver metallic<sup>5</sup>



□ **BMW Individual** 490 Brilliant White metallic<sup>2,4</sup>



□ **BMW Individual** X10 Tanzanite Blue metallic<sup>2</sup>



□ **BMW Individual** X11 Frozen Bronze metallic<sup>2,5</sup>



□ **BMW Individual** X12 Smoky Topaz metallic<sup>2,4</sup>



□ **BMW Individual** X18 Frozen Silver metallic<sup>2,5</sup>

**[ Colours ]** The colours printed above are intended to provide you with a first impression of paints and materials available for your BMW. Experience has shown, however, that printed images of paint, upholstery and interior trim colours cannot faithfully reproduce

the actual appearance of the originals. We recommend therefore that you consult your BMW partner who will be able to show you original samples and assist with special requests.

<sup>1</sup> Available as standard for the M Sport package.

<sup>2</sup> Optionally available for the M Sport package.

<sup>3</sup> Optionally available for the M Sport package for the Coupé and Convertible.






































<sup>4</sup> Only available for the Coupé and Convertible.

<sup>5</sup> Only available for the Gran Coupé.

# INTERIOR COLOURS.

Discover more with the new BMW catalogue app. Now available for your smartphone and tablet.

■ Standard equipment □ Optional equipment

CLOTH	Available with		LEATHER	Available with		INTERIOR TRIMS	Available with		BMW INDIVIDUAL UPHOLSTERY COLOURS	Available with	
	■ Basic	<b>Move cloth</b> BDAT Anthracite <sup>1</sup>		□ Sport Line □ M Sport package	<b>Dakota leather</b> LCRY Cognac with Brown highlights <sup>3</sup>		■ Basic	4CG Satin Silver matt		□ Basic □ Luxury Line □ Sport Line □ M Sport package	<b>BMW Individual fine-grain Merino leather</b> ZAW Opal White <sup>4</sup>
	■ Basic ■ Sport Line	<b>Corner cloth</b> CCL1 Anthracite with Grey highlights <sup>2</sup>		■ Luxury Line □ Sport Line □ M Sport package	<b>Dakota leather</b> LC7X Midnight Blue with Oyster dark highlights <sup>3</sup>		■ Luxury Line	4LV Black high-gloss with Coral Red matt highlights		□ Basic □ Luxury Line □ Sport Line □ M Sport package	<b>BMW Individual fine-grain Merino leather</b> ZAKS Cashmere Beige <sup>4</sup>
	■ Sport Line	<b>Corner cloth</b> CCL2 Anthracite with Red highlights <sup>2</sup>		■ Luxury Line □ Sport Line □ M Sport package	<b>Dakota leather</b> LCFL Veneto Beige with Oyster dark highlights <sup>3</sup>		□ Basic ■ Luxury Line ■ Sport Line	4LU Black high-gloss with Pearl Chrome highlights		□ Basic □ Luxury Line □ Sport Line □ M Sport package	<b>BMW Individual fine-grain Merino leather</b> ZAG8 Gold Brown <sup>4</sup>
				■ Luxury Line	<b>Dakota leather</b> LCRZ Cognac with Brown highlights, interior colour Black/ Cognac <sup>3</sup>		□ Basic ■ Luxury Line □ Sport Line ■ M Sport package	4FT Aluminium finely brushed lengthwise with Black high-gloss highlights		□ Basic □ Luxury Line □ Sport Line □ M Sport package	<b>BMW Individual fine-grain Merino leather</b> ZAML Nutmeg <sup>4</sup>
<b>LEATHER</b>	Available with			□ Basic ■ Luxury Line □ Sport Line □ M Sport package	<b>Dakota leather</b> LCSW Black <sup>3</sup>		■ M Sport package	4WF Aluminium Hexagon with Blue matt highlights		□ Basic □ Luxury Line □ Sport Line □ M Sport package	<b>BMW Individual fine-grain Merino leather</b> ZASW Black <sup>4</sup>
	□ Basic ■ Luxury Line □ Sport Line □ M Sport package	<b>Dakota leather</b> LCDF Veneto Beige, Veneto Beige interior colour <sup>3</sup>					■ M Sport package	4WG Aluminium Hexagon with Black high-gloss highlights			
	□ Basic ■ Luxury Line □ Sport Line □ M Sport package	<b>Dakota leather</b> LCV1 Veneto Beige, interior colour Black <sup>3</sup>	<b>CLOTH/LEATHER COMBINATION</b>	Available with			□ Basic ■ Luxury Line □ Sport Line □ M Sport package	4FW Fine-wood trim Burled Walnut with Pearl Chrome highlights		□ Basic □ Luxury Line □ Sport Line □ M Sport package	<b>BMW Individual interior trim</b> XEX Fine-wood trim Ash Grain White, Pearl-Gloss Chrome accent line
	□ Basic ■ Luxury Line □ Sport Line □ M Sport package	<b>Dakota leather</b> LCFH Ivory White with Oyster dark highlights <sup>3</sup>		■ M Sport package	<b>Hexagon cloth/ Alcantara upholstery</b> HAAT Anthracite <sup>2</sup>		□ Basic ■ Luxury Line □ Sport Line □ M Sport package	4FU Fine-wood trim Fineline Anthracite, Pearl Chrome finisher		□ Basic □ Luxury Line □ Sport Line □ M Sport package	<b>BMW Individual interior trim</b> XE5 Fine-wood trim Plane Auburn dark, Pearl-Gloss Chrome accent line
	□ Sport Line	<b>Dakota leather</b> LCL3 Black with Red highlights <sup>3</sup>					□ Basic ■ Luxury Line □ Sport Line ■ M Sport package	4MN Aluminium Carbon dark interior trim with Pearl-Gloss Chrome accent line		□ Basic □ Luxury Line □ Sport Line □ M Sportpaket	<b>BMW Individual interior trim</b> XE7 Piano finish Black, Pearl-Gloss Chrome accent line
	□ Sport Line □ M Sport package	<b>Dakota leather</b> LCL5 Coral Red with black highlights <sup>3</sup>					□ Luxury Line □ Sport Line □ M Sport package	4GA Fine-wood trim Ash Grain with metal inlay and Pearl Chrome highlights			
	■ Luxury Line □ Sport Line □ M Sport package	<b>Dakota leather</b> LCFJ Veneto Beige with Oyster dark highlights, lower part of the instrument panel in Veneto Beige <sup>3</sup>	<b>INTERIOR COLOURS</b>	Available with			■ Luxury Line □ M Sport package	4FV Fineline light fine-wood trim with Pearl-Gloss Chrome accent line		□ Basic □ Luxury Line □ Sport Line ■ M Sport package	<b>BMW Individual headliner</b> 775 Anthracite <sup>2</sup>
	■ Luxury Line □ Sport Line □ M Sport package	<b>Dakota leather</b> LCL8 Black with Oyster dark highlights <sup>3</sup>		Basic Luxury Line Sport Line M Sport package	Black						
				Basic Luxury Line Sport Line M Sport package	Veneto Beige						

Please note that even normal long- or short-term use can lead to unrecoverable upholstery damage. This can be caused in particular by non-colourfast clothing.

Please note that the interior colour depends on the selected upholstery colour.

<sup>1</sup> Only available in conjunction with standard seats.

<sup>2</sup> Only available for the Coupé and Gran Coupé.

<sup>3</sup> Standard for the Convertible with Luxury Line, Sport Line or M Sport package.

<sup>4</sup> BMW Individual extended fine-grain Merino leather upholstery with contrast stitching and piping comprises front and rear seats including headrests, door trim inserts, door armrests, centre console armrest. Piping on front and rear seats and headrests in contrasting colour.

# WHEELS AND TYRES.

Discover even more with the new BMW Brochures app. Available now, for your smartphone and tablet.



□ 19" M light alloy wheels Double-spoke style 704 M with mixed tyres in Orbit Grey, gloss lathed, front 8J x 19 with 225/40 R19 tyres, rear 8.5J x 19 with 255/35 R19 tyres.



□ 19" light alloy wheels Star-spoke style 407 Bicolour Orbit Grey, gloss-lathed, front 8J x 19 with 225/40 R19 tyres, rear 8.5J x 19 with 255/35 R19 tyres.



□ 18" M light alloy wheels Double-spoke style 441 M in Ferric Grey metallic with mixed tyres<sup>1</sup>, front 8J x 18 with 225/45 R18 tyres, rear 8.5J x 18 with 255/40 R18 tyres.



□ 18" light alloy wheels turbine styling 415, 8J x 18 with 225/45 R18 tyres.



□ 18" light alloy wheels V-spoke style 398 with mixed tyres, front 8J x 18 with 225/45 R18 tyres, rear 8.5J x 18 with 255/40 R18 tyres.



□ 19" light alloy wheels Double-spoke style 401 with mixed tyres, size 8J x 19 in front with 225/40 R19 tyres, rear size 8.5J x 19 with 255/35 R19 tyres.



□ 19" light alloy wheels Multi-spoke style 708 with mixed tyres and run-flat properties in Ferric Grey, gloss-lathed, front 8J x 19 with 225/40 R19 tyres, rear 8.5J x 19 with 255/35 R19 tyres.



□ 19" light alloy wheels V-spoke style 626 I with mixed tyres, front 8J x 19 with 225/40 R19 tyres, rear 8.5J x 19 with 255/35 R19 tyres.

# ORIGINAL BMW ACCESSORIES.

Equipment 24 | 25

■ Standard equipment □ Optional equipment ○ Accessories



○ Lightweight, sturdy rear bike rack for two bikes/e-bikes (can be extended to accommodate three bikes). Carries up to 60 kg and can be folded up compactly.



○ Forged 20" BMW M Performance light alloy wheels in Bicolour Orbit Grey, gloss-lathed on the visible side. TPMS complete wheel set with mixed runflat tyres.



○ 20" light alloy wheels Bicolour Black, gloss-lathed on the visible side. Complete wheel set with mixed runflat tyres, wheel size 8J x 20 front and 8.5J x 20 rear.



○ The waterproof textile floor mats provide additional protection against wear and tear caused by shoes and have a raised edge to protect the front footwell from moisture and dirt.



○ Key pouch made from quality leather to protect from soiling and inadvertent pressing of buttons. In black and red, to complement the vehicle key.



○ For wireless inductive charging of the Apple iPhone® 5/5s/SE; the mobile phone pouch doubles as a protective cover.



○ Fitted luggage compartment mat in black with beige detailing, storage pockets and raised edge to protect the luggage compartment from dirt and spills.

<sup>1</sup> Only available in conjunction with the M Sport package.

Discover the wide range of innovative solutions available for the exterior, interior, communication and information as well as transportation and luggage compartment solutions. Your BMW Partner is on hand to advise you on the whole range of

Original BMW Accessories and can also provide you with a special accessories catalogue. More information is also available any time at [www.bmw.com/accessories](http://www.bmw.com/accessories)

TECHNICAL DATA.	BMW 4 SERIES COUPÉ									BMW 4 SERIES CONVERTIBLE					BMW 4 SERIES GRAN COUPÉ																						
	418i	420i	420i xDrive	430i	430i xDrive	440i	440i xDrive	418d	420d	420d xDrive	425d	430d	430d xDrive	435d xDrive	420i	430i	430i xDrive	440i	440i xDrive	420d	425d	430d	435d xDrive	418i	420i	420i xDrive	430i	430i xDrive	440i	440i xDrive	418d	420d	420d xDrive	425d	430d	430d xDrive	435d xDrive

Weight/volume																											
Unladen EU	kg	1505 [1525]	1550 [1570]	1565 [1585]	1615 [1630]	1535 [1560]	1550 [1575]	1580 [1590]	[1615]	–	1775 [1790]	1785 [1810]	[1845]	1775 [1790]	1810 [1820]	[1845]	–	1560 [1585]	1595 [1615]	1595 [1615]	[1690]	1585 [1605]	1595 [1615]	1625 [1635]	[1690]	–	
Unladen EU (xDrive)	kg	–	1635 [1645]	[1650]	1685 [1700]	–	1615 [1635]	–	[1690]	[1700]	–	[1880]	[1925]	–	–	–	[1925]	–	1675 [1690]	[1690]	[1760]	–	1670 [1690]	–	[1755]	[1775]	
Max. permissible weight	kg	1950 [1970]	1995 [2015]	2010 [2030]	2060 [2075]	1980 [2005]	1995 [2020]	2025 [2035]	[2060]	–	2170 [2185]	2170 [2195]	[2230]	2170 [2185]	2205 [2215]	[2220]	–	2045 [2070]	2080 [2100]	2080 [2100]	[2175]	2070 [2090]	2080 [2100]	2110 [2120]	[2175]	–	
Max. permissible weight (xDrive)	kg	–	2080 [2090]	[2095]	2130 [2145]	–	2060 [2080]	–	[2135]	[2145]	–	[2255]	[2300]	–	–	–	[2290]	–	2160 [2175]	[2175]	[2245]	–	2155 [2175]	–	[2240]	[2260]	
Permitted load	kg	520 [520]	520 [520]	520 [520]	520 [520]	520 [520]	520 [520]	520 [520]	[520]	–	470 [470]	460 [460]	[460]	470 [470]	470 [470]	[450]	–	560 [560]	560 [560]	560 [560]	[560]	560 [560]	560 [560]	560 [560]	[560]	–	
Permitted load (xDrive)	kg	–	520 [520]	[520]	520 [520]	–	520 [520]	–	[520]	[520]	–	[450]	[450]	–	–	–	[440]	–	560 [560]	[560]	[560]	–	560 [560]	–	[560]	[560]	
Permitted trailer load, unbraked <sup>2</sup>	kg	695 [695]	695 [695]	745 [745]	750 [750]	745 [745]	745 [745]	750 [750]	[750]	–	695 [695]	745 [745]	[750]	745 [745]	745 [745]	[750]	–	695 [695]	695 [695]	745 [745]	[750]	745 [745]	745 [745]	750 [750]	[750]	–	
Permitted trailer load, unbraked (xDrive)	kg	–	750 [750]	[750]	750 [750]	–	750 [750]	–	[750]	[750]	–	[750]	[750]	–	–	–	[750]	–	750 [750]	[750]	[750]	–	750 [750]	–	[750]	[750]	
Permitted trailer load, braked, max. 12% gradient/8% gradient <sup>2</sup>	kg	1300/ 1500 [1300 /1500]	1400/ 1600 [1400 /1600]	1600/ 1700 [1600 /1700]	1700/ 1800 [1700 /1800]	1600/ 1800 [1600 /1800]	1600/ 1800 [1600 /1800]	1800/ 1800 [1800 /1800]	[1800/ 1800]	–	1400/ 1600 [1500 /1600]	1600/ 1700 [1600 /1700]	[1700/ 1800]	1800/ 1800 [1600 /1800]	1800/ 1800 [1800 /1800]	[1800/ 1800]	–	1300/ 1500 [1300 /1500]	1400/ 1600 [1500 /1600]	1600/ 1700 [1600 /1700]	[1700/ 1800]	1600/ 1700 [1600 /1700]	1600/ 1800 [1600 /1800]	1600/ 1800 [1600 /1800]	[1800/ 1800]	–	
Permitted trailer load, braked, max. 12% gradient/ 8% gradient (xDrive)	kg	–	1700/ 1800 [1700 /1800]	[1700/ 1800]	1800/ 1800 [1800 /1800]	–	1600/ 1800 [1600 /1800]	–	[1800/ 1800]	[1800/ 1800]	–	[1700/ 1800]	[1800/ 1800]	–	–	–	[1800/ 1800]	–	1700/ 1800 [1700 /1800]	[1700/ 1800]	[1800/ 1800]	–	1600/ 1800 [1600 /1800]	–	[1800/ 1800]	[1800/ 1800]	
Luggage capacity	l	445	445	445	445	445	445	445	445	445	220–370	220–370	220–370	220–370	220–370	220–370	220–370	480–1300	480–1300	480–1300	480–1300	480–1300	480–1300	480–1300	480–1300	480–1300	
Tank cap.	l	60	60	60	60	57	57	57	57	57	60	60	60	57	57	57	57	60	60	60	60	57	57	57	57	57	

Engine <sup>3,4</sup>																										
Cylinders/valves		<span><span>3/4</span></span>	<span><span>4/4</span></span>	<span><span>4/4</span></span>	<span><span>6/4</span></span>	<span><span>4/4</span></span>	<span><span>4/4</span></span>	<span><span>4/4</span></span>	<span><span>6/4</span></span>	<span><span>6/4</span></span>	<span><span>4/4</span></span>	<span><span>4/4</span></span>	<span><span>6/4</span></span>	<span><span>4/4</span></span>	<span><span>6/4</span></span>	<span><span>6/4</span></span>	<span><span>3/4</span></span>	<span><span>4/4</span></span>	<span><span>4/4</span></span>	<span><span>6/4</span></span>	<span><span>4/4</span></span>	<span><span>4/4</span></span>	<span><span>6/4</span></span>	<span><span>4/4</span></span>	<span><span>6/4</span></span>	<span><span>6/4</span></span>
Capacity	cc	<span><span><span>1499</span></span></span>	<span><span><span>1998</span></span></span>	<span><span><span>1998</span></span></span>	<span><span><span>2998</span></span></span>	<span><span><span>1995</span></span></span>	<span><span><span>1995</span></span></span>	<span><span><span>1995</span></span></span>	<span><span><span>2993</span></span></span>	<span><span><span>2993</span></span></span>	<span><span><span>1998</span></span></span>	<span><span><span>1998</span></span></span>	<span><span><span>2998</span></span></span>	<span><span><span>1995</span></span></span>	<span><span><span>1995</span></span></span>	<span><span><span>2993</span></span></span>	<span><span><span>2993</span></span></span>	<span><span><span>1499</span></span></span>	<span><span><span>1998</span></span></span>	<span><span><span>1998</span></span></span>	<span><span><span>2998</span></span></span>	<span><span><span>1995</span></span></span>	<span><span><span>1995</span></span></span>	<span><span><span>1995</span></span></span>	<span><span><span>2993</span></span></span>	<span><span><span>2993</span></span></span>
Max. output/ engine speed	kW (hp)/rpm	<span><span><span>100</span></span></span> <span><span>[136]</span></span> <span><span>/4400</span></span>	<span><span><span>135</span></span></span> <span><span>[184]</span></span> <span><span>/5000</span></span>	<span><span><span>185</span></span></span> <span><span>[252]</span></span> <span><span>/5200</span></span>	<span><span><span>240</span></span></span> <span><span>[326]</span></span> <span><span>/5500</span></span>	<span><span><span>110</span></span></span> <span><span>[150]</span></span> <span><span>/4000</span></span>	<span><span><span>140</span></span></span> <span><span>[190]</span></span> <span><span>/4000</span></span>	<span><span><span>165</span></span></span> <span><span>[224]</span></span> <span><span>/4400</span></span>	<span><span><span>190</span></span></span> <span><span>[258]</span></span> <span><span>/4000</span></span>	<span><span><span>230</span></span></span> <span><span>[313]</span></span> <span><span>/4400</span></span>	<span><span><span>135</span></span></span> <span><span>[184]</span></span> <span><span>/5000</span></span>	<span><span><span>185</span></span></span> <span><span>[252]</span></span> <span><span>/5200</span></span>	<span><span><span>240</span></span></span> <span><span>[326]</span></span> <span><span>/5500</span></span>	<span><span><span>140</span></span></span> <span><span>[190]</span></span> <span><span>/4000</span></span>	<span><span><span>165</span></span></span> <span><span>[224]</span></span> <span><span>/4400</span></span>	<span><span><span>190</span></span></span> <span><span>[258]</span></span> <span><span>/4000</span></span>	<span><span><span>230</span></span></span> <span><span>[313]</span></span> <span><span>/4400</span></span>	<span><span><span>100</span></span></span> <span><span>[136]</span></span> <span><span>/4400</span></span>	<span><span><span>135</span></span></span> <span><span>[184]</span></span> <span><span>/5000</span></span>	<span><span><span>185</span></span></span> <span><span>[252]</span></span> <span><span>/5200</span></span>	<span><span><span>240</span></span></span> <span><span>[326]</span></span> <span><span>/5500</span></span>	<span><span><span>110</span></span></span> <span><span>[150]</span></span> <span><span>/4000</span></span>	<span><span><span>140</span></span></span> <span><span>[190]</span></span> <span><span>/4000</span></span>	<span><span><span>165</span></span></span> <span><span>[224]</span></span> <span><span>/4400</span></span>	<span><span><span>190</span></span></span> <span><span>[258]</span></span> <span><span>/4000</span></span>	<span><span><span>230</span></span></span> <span><span>[313]</span></span> <span><span>/4400</span></span>
Max. torque/ engine speed	Nm/ rpm	<span><span><span>220/1250</span></span></span> <span><span>[270/1350]</span></span> <span><span>/4300</span></span>	<span><span><span>290/1250</span></span></span> <span><span>[270/1350]</span></span> <span><span>/4600</span></span>	<span><span><span>350/1450</span></span></span> <span><span>[270/1480]</span></span>	<span><span><span>450/1380</span></span></span> <span><span>[270/1500]</span></span>	<span><span><span>320/1500</span></span></span> <span><span>[270/1500]</span></span>	<span><span><span>400/1750</span></span></span> <span><span>[270/1500]</span></span>	<span><span><span>450/1500</span></span></span> <span><span>[270/1500]</span></span>	<span><span><span>560/1500</span></span></span> <span><span>[270/1500]</span></span>	<span><span><span>630/2500</span></span></span> <span><span>[270/2500]</span></span>	<span><span><span>290/1350</span></span></span> <span><span>[270/1450]</span></span>	<span><span><span>350/1450</span></span></span> <span><span>[270/1480]</span></span>	<span><span><span>450/1380</span></span></span> <span><span>[270/1500]</span></span>	<span><span><span>400/1750</span></span></span> <span><span>[270/1500]</span></span>	<span><span><span>450/1500</span></span></span> <span><span>[270/1500]</span></span>	<span><span><span>560/1500</span></span></span> <span><span>[270/1500]</span></span>	<span><span><span>630/2500</span></span></span> <span><span>[270/2500]</span></span>	<span><span><span>220/1250</span></span></span> <span><span>[270/1350]</span></span> <span><span>/4300</span></span>	<span><span><span>290<sup>2</sup>/1250</span></span></span> <span><span>[270<sup>2</sup>/1350]</span></span> <span><span>/4600</span></span>	<span><span><span>350/1450</span></span></span> <span><span>[270/1480]</span></span>	<span><span><span>450/1380</span></span></span> <span><span>[270/1500]</span></span>	<span><span><span>400/1750</span></span></span> <span><span>[270/1500]</span></span>	<span><span><span>450/1500</span></span></span> <span><span>[270/1500]</span></span>	<span><span><span>560/1500</span></span></span> <span><span>[270/1500]</span></span>	<span><span><span>630/1500</span></span></span> <span><span>[270/1500]</span></span>	<span><span><span>630/1500</span></span></span> <span><span>[270/1500]</span></span>

Power delivery																										
Drive configuration		Rear-wheel	Rear-/All-wheel	Rear-/All-wheel	Rear-/All-wheel	Rear-wheel	Rear-/All-wheel	Rear-wheel	Rear-/All-wheel	All-wheel	Rear-wheel	Rear-/All-wheel	Rear-/All-wheel	Rear-wheel	Rear-wheel	All-wheel	Rear-wheel	Rear-/All-wheel	Rear-/All-wheel	Rear-/All-wheel	Rear-wheel	Rear-/All-wheel	Rear-wheel	Rear-/All-wheel	All-wheel	All-wheel
Standard transmission <sup>**</sup>		6-speed	6-speed	6-speed	6-speed	6-speed	6-speed	8-speed	–	6-speed	6-speed	8-speed	6-speed	6-speed	8-speed	–	6-speed	6-speed	6-speed	8-speed	6-speed	6-speed	6-speed	8-speed	–	–
Standard transmission (xDrive) <sup>*,**</sup>		–	6-speed	8-speed	6-speed	–	6-speed	–	8-speed	8-speed	–	8-speed	8-speed	–	–	–	8-speed	–	6-speed	8-speed	8-speed	–	6-speed	–	8-speed	8-speed

Performance			
-------------	--	--	--

**BMW 440i GRAN COUPÉ WITH M SPORT PACKAGE:**

BMW TwinPower Turbo six-cylinder in-line petrol engine, 240 kW (326 hp), 19" M light alloy wheels Double-spoke style 704 M with mixed-size tyres, exterior colour in Frozen Silver metallic, seats in Cognac Dakota leather with Brown highlights, Aluminium Carbon dark interior trim with Pearl-Gloss Chrome accent lines.

**BMW 440i COUPÉ WITH M SPORT PACKAGE:**

BMW TwinPower Turbo six-cylinder in-line petrol engine, 240 kW (326 hp), 19" M light alloy wheels Double-spoke style 704 M with mixed-size tyres, exterior colour in Snapper Rocks Blue metallic, seats in Midnight Blue Dakota leather with Oyster dark highlights, Aluminium Carbon dark interior trim with Pearl-Gloss Chrome accent lines.

**BMW 430i CONVERTIBLE WITH LUXURY LINE:**

BMW TwinPower Turbo four-cylinder petrol engine, 185 kW (252 hp), 19" light alloy wheel Star-spoke style 407 bi-colour Orbit Grey with mixed-size tyres, exterior colour in Sunset Orange metallic, seats in Ivory White Dakota leather with Oyster dark highlights, Aluminium Carbon dark interior trim with Pearl-Gloss Chrome accent lines.

The models illustrated in this brochure show the equipment and configuration options (standard and optional) for vehicles produced by BMWAG for the German market. Alterations in standard and optional equipment and the configurations available for the different models, as described in this brochure, may occur after 17.03.2017, the date when this brochure went to press, or according to the specific requirements of other markets. Your local BMW Partner is available to provide further details. Subject to alteration in design and equipment.

© BMWAG, Munich, Germany. Reproduction, even in part, only with the written approval of BMWAG, Munich.

4 11 004 021 20 1 2017 BM. Printed in Germany 2017.

