



Sheer  
Driving Pleasure

# THE NEW BMW 3 SERIES SALOON.

**BMW EFFICIENT DYNAMICS.**  
LESS EMISSIONS. MORE DRIVING PLEASURE.

THE NEXT  
100 YEARS





The BMW brand celebrated its 100th anniversary in 2016. Find out more at [www.next100.bmw](http://www.next100.bmw)

NEW



## DIGITAL DISCOVERY: THE NEW BMW BROCHURES APP.

More information, more driving pleasure: The new BMW brochures app offers you a brand new digital and interactive BMW experience. Download the BMW brochures app for your smartphone or tablet now and explore new perspectives of your BMW.

Depending on your mobile phone contract, you may incur additional costs for accessing the Internet.



## THE NEW BMW 3 SERIES SALOON. SHEER DRIVING PLEASURE. UNMATCHED.

### THE MODELS SHOWN.

- 04 BMW 3 SERIES SALOON 340i WITH SPORT LINE:**  
BMW TwinPower Turbo 6-cylinder in-line petrol engine, 240 kW (326 hp), 19" light alloy wheels Star-spoke style 407, Mediterranean Blue metallic exterior colour, seats with Dakota leather upholstery in Oyster with Oyster dark highlights, interior trim finishers in Aluminium, finely brushed lengthwise, with highlight trim finishers in Black high-gloss.
- BMW 3 SERIES SALOON 330e iPERFORMANCE WITH LUXURY LINE:**  
BMW TwinPower Turbo 4-cylinder petrol engine and electric motor with a system output of 185 kW (252 hp), 18" light alloy wheels Turbine style 415, Glacier Silver metallic exterior colour, seats with Dakota leather upholstery in Oyster with Oyster dark highlights, Finition Anthracite fine-wood trim with highlight trim finishers in Pearl Chrome.

For further information on fuel consumption and CO<sub>2</sub> emissions see pages 50 | 51 or contact your BMW partner.

### INNOVATION AND TECHNOLOGY.

- 18 BMW TWIN POWER TURBO ENGINES:**  
At the heart of BMW EfficientDynamics.
- 20 BMW EFFICIENT DYNAMICS:**  
Making fuel saving fun.
- 22 BMW CONNECTED DRIVE/BMW PERSONAL COPILOT:**  
Digital services & driver assistance.
- 24 CHASSIS:**  
Innovative systems for more driving pleasure.
- 25 SAFETY:**  
Advanced technology at your service.

### INDIVIDUALITY AND ADAPTABILITY.

- 28 EQUIPMENT:** BMW Lines and M Sport package, BMW Saloon with eDrive, BMW Individual, equipment highlights, wheels and tyres and Original BMW Accessories.
- 46 COLOURS:** Exterior and interior colours.
- 50 TECHNICAL DATA:** Weight, engine, transmission, performance, fuel consumption, wheels and dimensioned drawings.
- 52 BMW SERVICE:** BMW Service, BMW Financial Services and the BMW brand experience.



# SPORT- LIFE- BALANCE.

**Joy has many faces.** The most exhilarating one of them comes in the shape of the new BMW 3 Series, a car defined by its compelling, breathtakingly sporty design; by clever functionality that not only makes life easier, but also creates room for unlimited enjoyment. It stands for the kind of joy apparent in every straight, every curve, every trip to town and every cruise into a long weekend. No matter where you're headed – the destination is joy. Let yourself be amazed. Discover the new BMW 3 Series!



---

## READY, SET, JOY!

**Forty years of dynamism in motion.** The long bonnet, wide track and short overhangs of the new BMW 3 Series Saloon immediately signal that this car is a true athlete. It delivers instantly captivating performance: with an output of 240kW (326hp), the TwinPower Turbo engine in the BMW 340i, mated to the 8-speed Steptronic transmission, catapults the car from 0 to 100 km/h in just 5.1 seconds, or a mere 4.9 seconds in the 340i xDrive. The acceleration will push you back into your seat, making you realise that in the new BMW 3 Series, euphoria is only the beginning.

---





---

## THE MOST BEAUTIFUL LINES ARE REFLECTED IN YOUR FACE.

**Happiness from the get-go.** Everything in the new BMW 3 Series is designed to turn every drive into a special occasion, with premium workmanship conveying a special sense of luxury. The interior is also supremely elegant, with optional ambient lighting that ensures sophisticated illumination. And especially comfortable, with a centre console slightly angled towards the driver and driver assistance systems like the optional BMW Head-Up Display making every drive not just more enjoyable, but also safer than ever. What better place to be?

---







---

**A REAL THOROUGHbred.**

**Two times an athlete.** Whether as a Saloon or plug-in hybrid: the new BMW 3 Series does not compromise and is a winner in every discipline. It effortlessly combines athleticism, efficiency and lifestyle with clever functionality and a design that signals a forward urge and a dynamic spirit, even when the car is at rest. But it shows its true talent on the road, turning every drive into an experience of sheer bliss. Ready when you are: the new BMW 3 Series models.

---



---

## EVERY MOVEMENT HAS A DRIVE. THIS ONE HAS TWO.

**Compelling dynamic performance and impressive efficiency.** The new BMW 3 Series Saloon with eDrive gives you both. The 65kW electric motor can cover up to 40 km (range according to the ECE driving cycle (NEDC)) in all-electric mode, without generating local emissions, and supports an all-electric top speed of 120 km/h. Combined with the 135kW output of the internal combustion engine, it accelerates the car from 0 to 100 km/h in just 6.1 seconds – an experience that is a lot of fun, but doesn't burn a lot of fuel.

---





# INNOVATION AND TECHNOLOGY.

**BMW TWIN POWER TURBO ENGINES:** At the heart of BMW EfficientDynamics.

**BMW EFFICIENT DYNAMICS:** Making fuel saving fun.

**BMW CONNECTED DRIVE:** Digital services & apps.

**BMW PERSONAL COPILOT:** Intelligent driver assistance systems.


**CHASSIS:** Innovative systems for more driving pleasure.

**SAFETY:** Advanced technology at your service.

# BMW TwinPower Turbo engines.

## At the heart of BMW EfficientDynamics.

Thanks to BMW TwinPower Turbo technology, the innovative new generation of BMW petrol and diesel engines from the BMW EfficientDynamics engine range can deliver an agile performance and excellent responsiveness even at low engine speeds, all while being exceptionally fuel efficient and low in emissions. Increased efficiency and optimal dynamics guarantee noticeably more intense driving pleasure.



### BMW 318i Saloon.

- BMW TwinPower Turbo 3-cylinder petrol engine with 100kW (136hp) and 220 Nm torque
- Acceleration 0–100 km/h: 8.9 sec; top speed: 210 km/h
- Combined fuel consumption: 5.1–5.5 litres/100 km<sup>1</sup>
- Combined CO<sub>2</sub> emissions: 119–129 g/km<sup>1</sup>

### BMW 330i/330i xDrive Saloon.

- BMW TwinPower Turbo 4-cylinder petrol engine with 185kW (252hp) and 350 Nm torque
- Acceleration 0–100 km/h: 5.9 sec/[5.8] sec; top speed: 250 km/h<sup>2</sup>/[250] km/h<sup>2</sup>
- Combined fuel consumption: 6.1–6.5 l/100 km<sup>1</sup>/[5.9–6.2] l/100 km<sup>1</sup>
- Combined CO<sub>2</sub> emissions: 143–151 g/km<sup>1</sup>/[138–144] g/km<sup>1</sup>

### BMW 320i/320i xDrive Saloon.

- BMW TwinPower Turbo 4-cylinder petrol engine with 135kW (184hp) and 290<sup>3</sup> Nm torque
- Acceleration 0–100 km/h: 7.2 sec/7.5 sec; top speed: 235 km/h/232 km/h
- Combined fuel consumption: 5.5–5.9 l/100 km<sup>1</sup>/6.4–6.8 l/100 km<sup>1</sup>
- Combined CO<sub>2</sub> emissions: 128–138 g/km<sup>1</sup>/149–159 g/km<sup>1</sup>

### BMW 340i/340i xDrive Saloon.

- BMW TwinPower Turbo 6-cylinder in-line petrol engine with 240kW (326hp) and 450 Nm torque
- Acceleration 0–100 km/h: 5.2 sec/5.0 sec; top speed: 250 km/h<sup>2</sup>/250 km/h<sup>2</sup>
- Combined fuel consumption: 7.4–7.7 l/100 km<sup>1</sup>/7.7–7.9 l/100 km<sup>1</sup>
- Combined CO<sub>2</sub> emissions: 172–179 g/km<sup>1</sup>/179–185 g/km<sup>1</sup>

### BMW 330e iPerformance Saloon.

- BMW TwinPower Turbo 4-cylinder petrol engine and electric motor with a system output of 185 kW (252 hp) and 420 Nm system torque
- Acceleration 0–100 km/h: [6.1] sec; top speed: [225] km/h; electric top speed: [120] km/h
- Combined fuel consumption: [1.9–2.1] l/100 km<sup>1</sup>
- Combined CO<sub>2</sub> emissions: [44–49] g/km<sup>1</sup>

### BMW 320d EfficientDynamics Edition Saloon.

- BMW TwinPower Turbo 4-cylinder diesel engine with 120 kW (163 hp) and 400 Nm torque
- Acceleration 0–100 km/h: 7.9 sec; top speed: 230 km/h
- Combined fuel consumption: 3.9–4.3 l/100 km<sup>1</sup>
- Combined CO<sub>2</sub> emissions: 102–113 g/km<sup>1</sup>

### BMW 316d Saloon.

- BMW TwinPower Turbo 4-cylinder diesel engine with 85 kW (116 hp) and 270 Nm torque
- Acceleration 0–100 km/h: 10.7 sec; top speed: 205 km/h
- Combined fuel consumption: 3.9–4.3 l/100 km<sup>1</sup>
- Combined CO<sub>2</sub> emissions: 102–113 g/km<sup>1</sup>

### BMW 325d Saloon.

- BMW TwinPower Turbo 4-cylinder diesel engine with 165 kW (224 hp) and 450 Nm torque
- Acceleration 0–100 km/h: 6.5 sec; top speed: 245 km/h
- Combined fuel consumption: 4.6–4.9 l/100 km<sup>1</sup>
- Combined CO<sub>2</sub> emissions: 121–129 g/km<sup>1</sup>

### BMW 318d/318d xDrive Saloon.

- BMW TwinPower Turbo 4-cylinder diesel engine with 110 kW (150 hp) and 320 Nm torque
- Acceleration 0–100 km/h: 8.6 sec/8.8 sec; top speed: 215 km/h/212 km/h
- Combined fuel consumption: 4.0–4.4 l/100 km<sup>1</sup>/4.5–4.8 l/100 km<sup>1</sup>
- Combined CO<sub>2</sub> emissions: 106–116 g/km<sup>1</sup>/117–127 g/km<sup>1</sup>

### BMW 330d/330d xDrive Saloon.

- BMW TwinPower Turbo 6-cylinder in-line diesel engine with 190 kW (258 hp) and 560 Nm torque
- Acceleration 0–100 km/h: [5.6] sec/[5.3] sec; top speed: [250] km/h<sup>2</sup>/[250] km/h<sup>2</sup>
- Combined fuel consumption: [4.9–5.0] l/100 km<sup>1</sup>/[5.2–5.3] l/100 km<sup>1</sup>
- Combined CO<sub>2</sub> emissions: [129–131] g/km<sup>1</sup>/[137–139] g/km<sup>1</sup>

### BMW 320d/320d xDrive Saloon.

- BMW TwinPower Turbo 4-cylinder diesel engine with 140 kW (190 hp) and 400 Nm torque
- Acceleration 0–100 km/h: 7.3 sec/7.4 sec; top speed: 235 km/h/233 km/h
- Combined fuel consumption: 4.0–4.4 l/100 km<sup>1</sup>/4.4–4.8 l/100 km<sup>1</sup>
- Combined CO<sub>2</sub> emissions: 106–116 g/km<sup>1</sup>/116–126 g/km<sup>1</sup>

### BMW 335d/335d xDrive Saloon.

- BMW TwinPower Turbo 6-cylinder diesel engine with 230 kW (313 hp) and 630 Nm torque
- Acceleration 0–100 km/h: [4.8] sec; top speed: [250] km/h<sup>2</sup>
- Combined fuel consumption: [5.4–5.5] l/100 km<sup>1</sup>
- Combined CO<sub>2</sub> emissions: [143–145] g/km<sup>1</sup>

<sup>1</sup> Fuel consumption and CO<sub>2</sub> emissions are dependent on the selected tyre format (higher figures refer to models with optional wheels). For further information on fuel consumption and CO<sub>2</sub> emissions see pages 50 | 51 or consult your BMW partner.  
<sup>2</sup> Electronically limited.  
<sup>3</sup> Torque for 320i with Steptronic transmission and 320i xDrive: 270 Nm.

The quoted performance, fuel consumption and CO<sub>2</sub> emissions figures are for vehicles with standard transmission. Values in [ ] are for vehicles with Steptronic transmission.



[www.bmw.com/efficientdynamics](http://www.bmw.com/efficientdynamics)

# In the new BMW 3 Series Saloon.

## MORE POWER FROM LESS FUEL.

More power from 3 to 12 cylinders. Consume less, experience more – the BMW TwinPower Turbo engines offer the greatest possible dynamic performance with the greatest possible efficiency thanks to the newest injection systems, variable output control and sophisticated turbocharger technology. Whether diesel or petrol, and no matter how many cylinders, the engines from the BMW EfficientDynamics engine family allow markedly more agile power delivery and outstanding responsiveness even at low rpms, while being fuel-efficient and low in emissions.

## MORE DRIVING PLEASURE, LESS EMISSIONS.

Approximately 33% less CO<sub>2</sub> emissions since 2000: BMW EfficientDynamics is a technology package that includes not only the engine and drivetrain, but rather the whole vehicle concept, including intelligent energy management. Provided as standard in every BMW, a variety of innovative technologies contribute to continuously improving efficiency. Via engine efficiency measures, electrification, lightweight construction methods and optimised aerodynamics, BMW has managed to reduce the CO<sub>2</sub> emissions of its fleet by 33%.

## MORE SPEED, LESS WEIGHT.

Lower weight with intelligent lightweight construction. Special consideration for every last detail – intelligent lightweight construction means that the optimal material is found and implemented for each part of the vehicle. With extremely light high-tech materials such as aluminium and carbon fibre, BMW EfficientLightweight is pursuing the goal of minimising vehicle weight. That leads to even more dynamic performance, increased stability and heightened vehicle safety and comfort.

## MORE ENERGY, LESS PETROL.

100% driving pleasure with 0% local emissions: BMW eDrive technology makes this dream come true. Energy for electric driving is supplied by a high-voltage lithium-ion battery and maximised by numerous efficiency measures such as Brake Energy Regeneration. The completely new synchronous electric motor BMW has developed for BMW eDrive provides plentiful torque for acceleration, available all the way to the car's maximum speed, to combine sustainable mobility with outstanding agility and dynamic performance.

## eDRIVE

BMW eDrive technology combines the best of both worlds in a BMW iPerformance model: purely electric, locally emission-free driving (e.g. in urban areas), along with a dynamic driving performance and a great possible range. Intelligent energy management controls interactions between the electric motor and the combustion engine, deploying both with impressive efficiency.

## BMW EFFICIENT LIGHTWEIGHT

Intelligent lightweight construction at BMW means using the right material for the right parts of the vehicle. For every single component, the most suitable material is selected. This philosophy, also known as BMW EfficientLightweight, is now integral to BMW EfficientDynamics and applied to every BMW.

## AERODYNAMICS

Thanks to optimised aerodynamic features, every BMW boasts an excellent drag coefficient. This has a positive impact on efficiency and driving stability, and reduces the level of noise in the interior. The features responsible for this include air vent control, the flat underbody cover and the Air Curtain in the front apron for example.

## ECO PRO MODE

The ECO PRO mode helps drivers reduce their fuel consumption by up to 20 per cent<sup>1</sup>, depending on their driving style. A further five per cent can be saved through use of the coasting function<sup>2</sup>, the Route-ahead Assistant<sup>3</sup> and ECO PRO Route<sup>4</sup>.



<sup>1</sup> Determined in an internal BMW fuel consumption study.  
<sup>2</sup> Only in conjunction with eight-speed Steptronic transmission.

<sup>3</sup> Only in conjunction with Navigation system Professional.  
<sup>4</sup> Only available in conjunction with Navigation system Business or Professional.

# BMW ConnectedDrive and BMW Personal CoPilot.

[www.bmw.com/connecteddrive](http://www.bmw.com/connecteddrive)

REGISTERS UP TO **360** DEGREES  
OF THE VEHICLE'S SURROUNDINGS.

Enjoy the ultimate in comfort and safety with the BMW Personal CoPilot. Whether it's for driving, parking or visibility, you can rely on BMW Personal CoPilot driver assistance systems in every situation. The most cutting-edge systems, such as radar, ultrasound and cameras, dependably register the vehicle's surroundings, forming the basis for intelligent driver assistance systems. Either activated when desired, or as emergency assistance in the background – BMW Personal CoPilot assistance systems make every journey in your BMW even safer and more enjoyable.

CONNECTED  
FOR OVER **40** YEARS.

Focused on the future – from the very beginning. By the 1970s, BMW had already made headway in connected mobility. Another milestone of the digital future was surpassed in 1999: vehicles with built-in SIM cards. Then came the first online functionality, Google Services and innovative display systems such as the BMW Head-Up Display. Throughout this process, the desires of the customer have always taken centre stage. As the first premium automobile manufacturer, BMW makes it possible to book and pay for services flexibly via the BMW ConnectedDrive Store, in the vehicle or on a computer at home. And with the introduction of BMW Connected and the Open Mobility Cloud, BMW is taking the next steps into the future of mobility.

MORE THAN **20** SERVICES AND APPS  
IN THE BMW CONNECTED DRIVE STORE.

The ConnectedDrive Services equipment forms the basis for intelligent BMW ConnectedDrive functions, as well as for the integration of selected smartphone apps. This equipment also provides access to the BMW ConnectedDrive Store, in which services and apps can be ordered and extended easily, any time and anywhere to suit the user's individual requirements – for example with the Concierge Service or Online Entertainment, which turn every drive into a convenient and entertaining experience.

IN TOUCH **24/7**  
WITH BMW CONNECTED.

What would it be like if you were never late again? What if your BMW already knew your preferred destinations? How would you like reliable navigation, whether you're sitting in your vehicle or not? BMW Connected provides you with the information you want, when and where you want it. BMW Connected is a personal mobility assistant which facilitates your everyday mobility and aids you in reaching your destinations relaxed and on time. With the BMW Connected app, mobility-relevant information such as recommendations for optimal departure times are available at any time via smartphone or smartwatch and can be seamlessly transmitted to the car.

# The BMW 3 Series Saloon – Digitally connected for more infotainment and comfort.

## TIME-TO-LEAVE NOTIFICATION

BMW Connected will inform users of recommended departure times via smartphone or smart watch to ensure they arrive at their next destination on time. The system calculates recommended departure times based on current vehicle location and real-time traffic data.

## INTELLIGENT EMERGENCY CALL

The Intelligent emergency call automatically establishes a connection with the nearest rescue coordination centre through the BMW call centre whenever needed – without the use of a mobile phone. It transmits information regarding the vehicle's current location and the severity of the accident. The Intelligent emergency call can also be triggered manually in case other road users require help, for example.

## DRIVING ASSISTANT

Driving Assistant<sup>1,2</sup> combines the Lane Departure Warning and Approach control warning systems. When travelling at speeds between 10 and 60 km/h, the Approach control and person warning with light city braking function issues a warning if there is a risk of collision with vehicles or pedestrians, and brakes the vehicle in the event of an emergency. At speeds above approx. 70 km/h, the Lane Departure Warning draws the driver's attention to an unintentional lane change by means of slight vibrations of the steering wheel.

## BMW HEAD-UP DISPLAY

The optional full-colour BMW Head-Up Display<sup>3</sup> projects all information relevant to the journey directly into the driver's field of vision, thereby allowing full concentration on driving. The display includes information such as current speed, navigation directions, Speed Limit Info incl. no-overtaking indicator, along with telephone and entertainment lists.

For further information on BMW ConnectedDrive, particularly on the duration of the services and associated costs, please contact your BMW partner or visit [www.bmw-ConnectedDrive.com](http://www.bmw-ConnectedDrive.com).

<sup>1</sup> Function may be limited in darkness or in fog.  
<sup>2</sup> Available as optional equipment.

<sup>3</sup> The information in the BMW Head-Up Display is not fully visible when wearing polarised sunglasses. Functionality shown is dependent on equipment. Further optional equipment is required for additional displays.

Chassis.

A solid foundation for superior driving dynamics.



An ideal **axle load distribution** of 50:50 helps ensure great directional stability, agile handling and a precise steering response. A lower centre of gravity, along with a long wheelbase with short overhangs, generates optimal conditions for these positive driving characteristics.

The intelligent **BMW xDrive all-wheel drive system** adapts perfectly to even the most challenging road surface conditions, ensuring optimal traction at all times. xDrive and Dynamic Stability Control (DSC) ensure that the BMW remains safe and stable. Controlled via the DSC sensor system, xDrive flexibly and quickly distributes drive power between the axles in order to prevent oversteer or understeer on bends, thereby ensuring outstanding directional stability. Moreover, it guarantees a rapid, safe acceleration even on slippery or steep stretches. In critical road conditions, the DSC doesn't need to intervene as much. Thus, BMW xDrive combines all the advantages of an all-wheel drive system – traction, directional stability and driving safety – with classic BMW agility.

The **Standard running gear** offers a high level of precision, agility and suspension comfort. This is made possible by a double-joint spring-strut front axle made of aluminium and a sophisticated five-arm rear axle, along with particularly precise tuning.

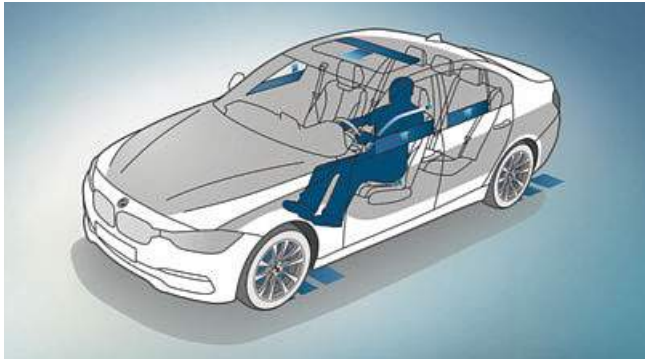
The optional **Adaptive M suspension** can be electronically adjusted at any time to suit the road and driving conditions. The driver can also adjust the suspension characteristics via the Driving Experience Control to enable their preferred driving style at the time – from comfortable to extremely athletic with markedly agile handling.

The optional **Variable sport steering** with Servotronic creates a direct and agile steering response and ensures less physical effort is required to turn the wheel. It reacts to the angle of the steering wheel with varying steering ratios. This improves handling when driving more dynamically and reduces the effort needed to steer when parking and turning.

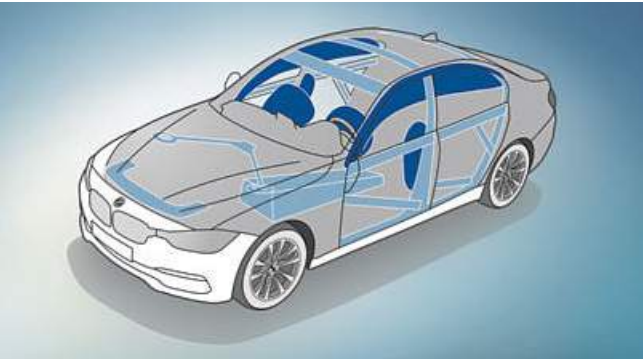
The hallmark BMW **Rear-wheel drive** ensures excellent unimpaired steering precision due to the fact that the front axle is not affected by any form of torque steer with this type of drive. Furthermore, the dynamic axle load distribution associated with a Rear-wheel drive ensures great traction when accelerating from a standstill.

Safety.

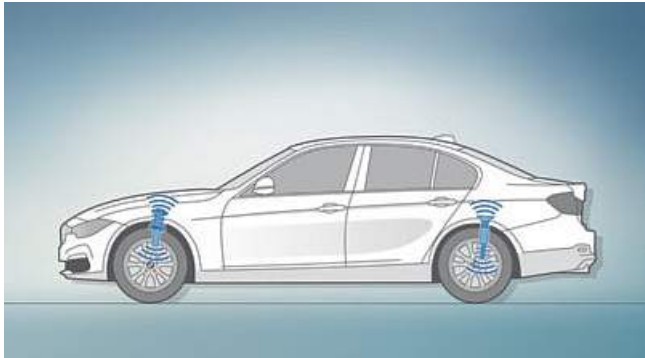
Unparalleled safety with the latest BMW technology.



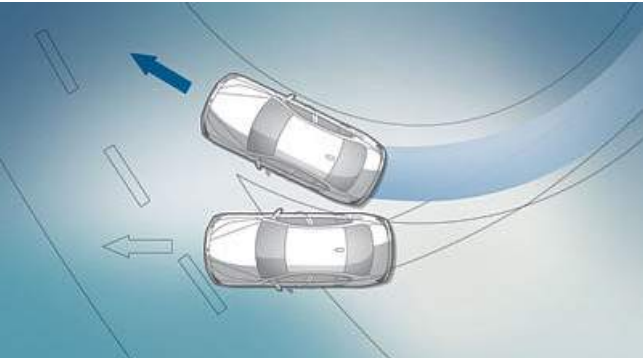
☐ **Active Protection** warns the driver if it detects signs of tiredness, intervenes in critical situations and brakes the car to a standstill after an accident.



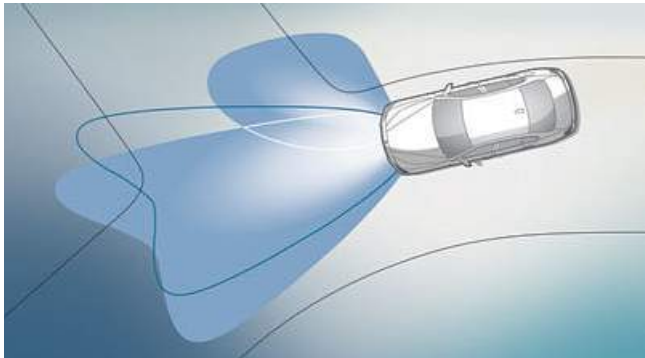
☒ **Airbags for the driver and front passenger** as well as head and side airbags provide strategic protection. The extremely rigid passenger cell provides the best possible passive safety in the event of a front, side or rear collision.



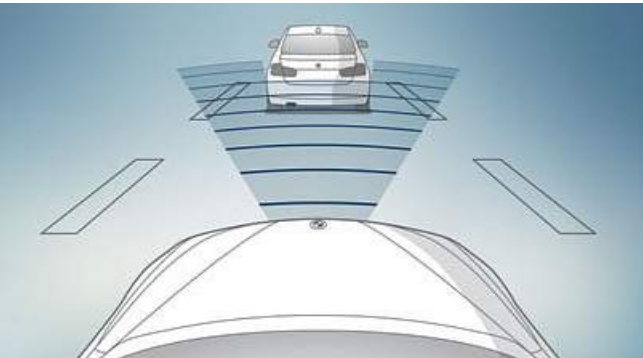
☐ The low-set<sup>1</sup> **Adaptive suspension** with variable damper control allows the driver to choose between comfortable or dynamic suspension settings. This ongoing adaptation to the driving situation also increases safety.



☒ The **Dynamic Stability Control (DSC)** recognises any risk of skidding and stabilises the vehicle.



☐ **Adaptive LED headlights** provide significantly better illumination and visibility than conventional systems in every driving situation.



☐ **Active cruise control with Stop&Go function<sup>2</sup>** maintains a preselected speed, as well as the distance to the driver ahead.

<sup>1</sup> Low-set suspension not available in combination with xDrive.  
Not available for BMW 330e iPerformance.  
<sup>2</sup> Only available in combination with Steptronic transmission.



# INDIVIDUALITY AND ADAPTABILITY.

**EQUIPMENT:** BMW Lines and M Sport package, BMW Saloon with eDrive, BMW Individual, equipment highlights, wheels and tyres and Original BMW Accessories.

**COLOURS:** Exterior and interior colours.

**TECHNICAL DATA:** Weight, engine, transmission, performance, fuel consumption, wheels and dimensioned drawings.

**BMW SERVICE:** BMW Service, BMW Financial Services and the BMW brand experience.



BASE MODEL.

■ Standard equipment    □ Optional equipment

A real all-rounder, the BMW 3 Series comes with a wide range of standard equipment. Here's a selection of what's provided.

- Base model equipment:**
- BMW kidney grille with eleven exclusively designed vertical slats in Black
  - 16" light alloy wheels V-spoke style 390<sup>1</sup> or 17" light alloy wheels V-spoke style 395<sup>2</sup>; other wheels available
  - Trim on the side window frames, window recess finishers, B-pillar and mirror base in matt Black
  - Tailpipe trim in Chrome
  - LED headlights
  - LED fog lights
  - LED rear lights with LED indicators and brake lights
  - Seats in Move cloth
  - Leather steering wheel with multifunction buttons
  - Air conditioning and radio control unit with Pearl-Gloss Chrome detailing
  - Satin Silver matt interior trim
  - Centre console with surface in high-gloss Black
  - Armrest at the front

01 □



[ 01 | 02 ] The BMW 320d Saloon in the optional Black Sapphire metallic exterior colour with the optional 17" light alloy wheels V-spoke style 395.<sup>2</sup>

02 □



03 ■



[ 03 ] The standard leather steering wheel with multifunction buttons has a pleasant feel, and high-class workmanship creates a premium ambience in the interior.

04 ■



[ 04 ] The standard Move cloth upholstery in Anthracite combined with Satin Silver matt interior trim. The BMW 3 Series includes numerous storage compartments as standard, such as door compartments big enough to hold 1.0-litre bottles.

05 ■



[ 05 ] 16" light alloy wheels V-spoke style 390<sup>1</sup>, 7 J x 16 with 205/60 R 16 tyres.

<sup>1</sup> Standard for the 318i, 320i, 320i xDrive, 328i, 330e iPerformance, 316d, 318d, 318d xDrive, 320d EfficientDynamics Edition and 320d.  
<sup>2</sup> Standard for the 330i, 330i xDrive, 325d, 330d and 330d xDrive.

iPerformance-specific equipment elements differ from the model described.  
Optional and standard equipment vary according to country.

LUXURY LINE.

Luxury Line interior equipment:

- Door sill finishers in aluminium with “BMW” lettering
- Seats in Leather ‘Dakota’ Cognac with extended features in Brown and Brown accent; other upholsteries available
- Sport leather steering wheel
- Air conditioning and radio control unit with Pearl Chrome detailing
- Interior trim finishers in Fine-wood trim ‘Fineline’ Anthracite with accent in Pearl Chrome, the exclusive accent is extended to the doors and in the rear; other trims available
- Instrument panel with stitching
- Orange or White variable Ambient light
- B-pillar illumination
- Lights package
- 2-zone Automatic air conditioning with extended features
- Car key with Chrome detailing

Luxury Line exterior equipment:

- BMW kidney grille with eleven exclusively designed vertical slats with front sides in Chrome high-gloss
- Front bumper with specific design elements in Chrome high-gloss
- 17" light alloy wheels Multi-spoke style 414<sup>2</sup>, alternatively
- 18" light alloy wheels Multi-spoke style 416<sup>1</sup> Bicolour; other wheels available
- “Luxury Line” lettering on the side
- Trim on the side window surrounds and window recess finishers in Chrome, B-pillar in Black high-gloss
- Rear bumper with specific design elements in Chrome high-gloss
- Tailpipe trim strip in Chrome

01 □



03 □



02 □



04 ■



[ 01 | 03 ] The BMW 330i Saloon in the optional Jatoba metallic exterior colour with the optional 18" light alloy wheels Multi-spoke style 416<sup>1</sup>.

[ 04 ] Seats in standard Dakota leather in Cognac with the optional Ash Grain fine-wood trim with metal inlay and Pearl-Gloss Chrome accent line.

[ 02 ] 18" light alloy wheels Multi-spoke style 416<sup>1</sup>, Bicolour Ferric Grey, 8J x 18, 225/45 R18 tyres.

The Luxury Line can be perfectly complemented with equipment from the BMW Individual range. iPerformance-specific equipment elements differ from the model described.

<sup>1</sup> Standard on 330i, 330i xDrive, 340i, 340i xDrive, 325d, 330d, 330d xDrive and 335d xDrive.  
<sup>2</sup> Standard for the 318i, 320i xDrive, 316d, 318d xDrive and 320d xDrive.

EDITION LUXURY LINE PURITY.

■ Standard equipment □ Optional equipment

Edition Luxury Line Purity interior equipment:

- Seats in leather ‘Dakota’ Cognac with extended features in Brown and Brown accent; other upholsteries available
- Upgraded Sport leather steering wheel
- Instrument cluster with extended features
- Interior trim finishers in Fine-wood trim ‘Fineline’ light with accent in Pearl Chrome, the exclusive accent extends to the doors and in the rear; other trims available

The Edition Luxury Line Purity includes the following Luxury Line model interior equipment:

- Door sill finishers in Aluminium with “BMW” designation
- Air conditioning and radio control unit with Pearl Chrome detailing
- Instrument panel with stitching
- Orange or white variable Ambient light
- B-pillar illumination
- Lights package
- 2-zone Automatic air conditioning with extended features
- Car key with Chrome detailing

01 □



03 □



02 ■



04 □



[ 01 | 03 ] The BMW 330i Saloon with Edition Luxury Line Purity and the optional Mediterranean Blue metallic exterior colour.

[ 04 ] 19" light alloy wheels Multi-spoke style 708 with mixed tyres and run-flat properties in Ferric Grey, gloss-lathed, front 8J x 19 with 225/40 R19 tyres, rear 8.5J x 19 with 255/35 R19 tyres.

[ 02 ] 17" light alloy wheels Multi-spoke style 414<sup>2</sup> Reflex Silver matt, 7.5J x 17 with 225/50 R17 tyres.

Optional and standard equipment vary according to country.

# SPORT LINE.

**Sport Line interior equipment:**

- Door sill finishers in aluminium with “BMW” lettering
- Sport seats in Cloth ‘Corner’ Anthracite with Red accent, alternatively
- Sport seats in Leather ‘Dakota’ Coral Red with Black accent; other upholsteries available
- Sport leather steering wheel incl. multifunction buttons
- Interior trim finishers in Black high-gloss with accent in Coral Red matt, alternatively Interior trim finishers Black high-gloss with accent in Pearl Chrome, the exclusive accent extends to the doors and in the rear; other trims available
- Instrument cluster with speedometer and revolution counter featuring chronoscales and red contrast ring
- Air conditioning and radio control unit with Pearl Chrome detailing
- Instrument panel with stitching
- Orange or White variable Ambient light
- Lights package
- 2-zone Automatic air conditioning with extended features
- Car key with Red detailing

**Sport Line exterior equipment:**

- BMW kidney grille with eight exclusively designed vertical slats in Black high-gloss, grille frame in Chrome high-gloss
- Front bumper with specific design elements in Black high-gloss
- 17" light alloy wheels Double-spoke style 392; other wheels available
- “Sport Line” lettering on the side
- Exterior mirror caps in body colour, alternatively in Black high-gloss
- Window guides and B-pillar in Black high-gloss
- Rear bumper with specific design elements in Black high-gloss
- Tailpipe trim strip in Black Chrome

01 □



03 □



02 ■



04 ■



[ 01 | 03 ] The BMW 340i Saloon in the optional Mediterranean Blue metallic exterior colour with the optional 19" light alloy wheels Star-spoke style 407 with mixed tyres.

[ 04 ] The Sport leather steering wheel with red contrast stitching and the speedometer and rev counter with chronoscales and red contrasting ring underscore the Sport Line’s dynamic appeal.

[ 02 ] 17" light alloy wheels Double-spoke style 392, 7.5 J x 17 with 225/50 R 17 tyres.

The Sport Line can be perfectly complemented with equipment from the BMW Individual range.  
iPerformance-specific equipment elements differ from the model described.

# EDITION SPORT LINE SHADOW.

■ Standard equipment   □ Optional equipment

**The Edition Sport Line Shadow interior equipment features:**

- Sport seats for the driver and front passenger with the ‘Breeze’ cloth/leather combination in Anthracite; other upholsteries available
- Upgraded Sport leather steering wheel with Red accent stitching, alternatively in Black
- Instrument cluster with extended features, with speedometer and revolution counter featuring chronoscales and Red contrast ring
- Aluminium Carbon dark interior trim with Pearl-Gloss Chrome accent line, with the exclusive accent line extending to the doors and rear; other trims available

**The Edition Sport Line Shadow includes the following Sport Line interior equipment:**

- Door sill finishers in Aluminium with “BMW” designation
- Air conditioning and radio control unit with Pearl-Gloss Chrome detailing
- Instrument panel with decorative stitching
- Lights package
- Orange or white variable Ambient light
- Driving Experience Control with additional SPORT+ mode
- 2-zone automatic air conditioning with extended features
- Car key with Red detailing

01 □



03 □



02 ■



04 ■



[ 01 | 03 ] The BMW 340i Saloon with Edition Sport Line Shadow and the optional Melbourne Red metallic exterior colour.

[ 04 ] The standard sport seats for the driver and front passenger with the Breeze cloth/leather combination in Anthracite.

[ 02 ] 18" light alloy wheels Double-spoke style 397 in Bicolour Ferric Grey, gloss-lathed, with mixed tyres, front 8J x 18 with 225/45 R18 tyres, rear 8.5J x 18 with 255/40 R18 tyres.

Optional and standard equipment vary according to country.

# M SPORT PACKAGE.

M Sport package interior equipment:

- M door sill finishers and M driver footrest<sup>1</sup>
- Sport seats for driver and front passenger in Cloth/Alcantara combination ‘Hexagon’ Anthracite with Blue accent and M stitching; other upholsterys available
- M Leather steering wheel with multifunction
- BMW Individual headliner anthracite
- Instrument cluster with speedometer and revolution counter featuring red chronoscaling and red contrast ring
- Air conditioning and radio control unit with Pearl Chrome detailing
- Interior trim finishers in Aluminium Hexagon with Blue matt accent or Black high-gloss accent; the exclusive accents are each extended to the doors and to the rear; other trims available
- Instrument panel with decorative stitching
- Shortened gear lever<sup>2</sup> with M designation
- Driving Experience Control with additional SPORT+ mode
- Orange or White variable Ambient light
- 2-zone Automatic air conditioning with extended features
- Car key with Blue detailing

M Sport package exterior equipment:

- M Aerodynamics package with front apron, side skirts and rear apron with diffuser insert in Dark Shadow metallic
- BMW kidney grille with eight exclusively designed vertical slats in Black high-gloss
- 18" M light alloy wheels Double-spoke style 400 M; other wheels available
- M Sport suspension<sup>3</sup>; alternatively Standard running gear or Adaptive M suspension<sup>4</sup>
- BMW Individual high-gloss Shadow Line, or alternatively satinised aluminium
- M designation on the sides
- Exterior mirror caps in body colour, alternatively in Black high-gloss
- Tailpipe trim strip in Chrome high-gloss
- Exclusive paintwork in Estoril Blue metallic; other paintworks available

01 □



03 □



02 ■



04 □



[ 01 | 03 ] The BMW 340i Saloon in the optional Melbourne Red metallic exterior colour with optional sun protection glazing and 19" M light alloy wheels Double-spoke style 442 M in Bicolour Orbit Grey metallic, gloss-lathed with mixed tyres.

[ 04 ] The Multifunctional instrument display offers an impressive presentation of the gauges and other instruments.

[ 02 ] 18" M light alloy wheels Star-spoke style 400 M with mixed tyres, front 8 J x 18 with 225/45 R 18 tyres, rear 8.5 J x 18 with 255/40 R 18 tyres.

The M Sport package can be perfectly complemented with equipment from the BMW Individual range. iPerformance-specific equipment elements differ from the model described.

<sup>1</sup> Only available with interior colour Black.  
<sup>2</sup> Only available in conjunction with manual transmission.  
<sup>3</sup> M Sport suspension not available in conjunction with xDrive.  
<sup>4</sup> Low-set suspension not available in combination with xDrive. Not available for BMW 330e iPerformance.

# EDITION M SPORT SHADOW.

■ Standard equipment □ Optional equipment

The Edition M Sport Shadow interior equipment features:

- Sport seats for the driver and front passenger in Dakota leather with Blue contrast stitching; other upholsterys available
- Instrument cluster with extended features, with speedometer and revolution counter featuring chronoscales and Red contrast rings
- Aluminium Carbon dark interior trim with Pearl-Gloss Chrome accent line, with the exclusive accent line extending to the doors and rear; other trims available

The Edition M Sport Shadow includes the following M Sport package interior equipment:

- M door sill finishers, M driver's footrest<sup>1</sup>
- M leather steering wheel with multifunction buttons
- BMW Individual headliner Anthracite
- Air conditioning and radio control unit with Pearl-Gloss Chrome detailing
- Instrument panel with decorative stitching
- Shortened gear lever<sup>2</sup> with M designation
- Driving Experience Control with additional SPORT+ mode
- Orange or white variable Ambient light
- 2-zone automatic air conditioning with extended features
- Car key with Blue detailing

01 □



02 □



[ 01 | 03 ] The BMW 340i Saloon with Edition M Sport Shadow and the optional Sunset Orange metallic exterior colour.

[ 02 ] 19" M light alloy wheels Double-spoke style 704 M in Bicolour Orbit Grey with mixed tyres, gloss lathed, front 8J x 19 with 225/40 R19 tyres, rear 8.5J x 19 with 255/35 R19 tyres.

The Edition M Sport Shadow exterior equipment features:

- BMW kidney grille with eight exclusively designed vertical slats in high-gloss Black, kidney grille frame in high-gloss Black
- 18" M light alloy wheels Double-spoke style 400 M, alternatively
- 19" light alloy wheels Double-spoke style 704 M Bicolour Orbit Grey with mixed tyres; other wheels available
- Dark front and rear lights
- Tailpipe trim in Black Chrome

The Edition M Sport Shadow includes the following M Sport package exterior equipment:

- M Aerodynamics package with front apron, side skirts and rear apron with diffuser insert in Dark Shadow metallic
- M Sport suspension<sup>3</sup>; alternatively standard suspension
- Adaptive M suspension<sup>4</sup>
- BMW Individual high-gloss Shadow Line, or alternatively satinised aluminium
- M designation on the sides
- Exterior mirror caps in body colour, alternatively in high-gloss Black
- Exclusive paintwork in Estoril Blue metallic; other colours available

03 □



04 ■



[ 04 ] The standard sport seats for driver and front passenger in Black Dakota leather with Blue contrast stitching.


Optional and standard equipment vary according to country.

# THE NEW BMW 3 SERIES SALOON PLUG-IN HYBRID.


*i*PERFORMANCE

As a plug-in hybrid, the BMW 330e iPerformance Saloon combines a 135 kW (184 hp) BMW TwinPower Turbo 4-cylinder petrol engine with a 65 kW (88 hp) electric motor, for a system output of 185 kW (252 hp). Intelligent energy management coordinates all of the conventional BMW drive components with the efficient BMW eDrive technology. Depending on the battery's charging status and the amount of power required, the electric motor can drive the vehicle by itself, or support the internal combustion engine. During coasting and braking it is even able to convert kinetic energy into electrical energy that is then fed into the high-voltage lithium-ion battery. Driven by electric power alone, the vehicle has a range of up to 40 km, with an all-electric top speed of 120 km/h. Combined fuel consumption is 1.9–2.1 litres/100 km with CO<sub>2</sub> emissions of 44–49 g/km. At home, the vehicle can be recharged from a normal mains socket or, for added convenience, from a BMW i Wallbox. In addition, there are also many public charging stations.

■ Standard equipment    □ Optional equipment



The BMW 330e iPerformance Saloon in the optional Glacier Silver metallic exterior colour with Luxury Line and the optional 18" light alloy wheels Turbine style 415.



- [ 01 ]** The eDrive button allows the driver to choose between three different electric drive modes: AUTO eDrive (standard), MAX eDrive or SAVE BATTERY.

**[ 02 ]** Special front door sill finishers with eDrive lettering and blue background indicate this vehicle's highly efficient drive concept.
- [ 03 ]** The car's charging port for recharging the high-voltage lithium-ion battery from an external power source is located behind a flap on the front left side panel. A special seal protects the socket from the environment.

**[ 04 ]** 16" light alloy wheels V-spoke style 390, 7 J x 16 with 205/60 R 16 tyres.
- [ 05 ]** The luggage compartment has a level floor, with the high-voltage lithium-ion battery tucked away below. The optional 40:20:40-split rear backrest makes for maximum flexibility.

**[ 06 ]** In the MAX eDrive mode – the purely electric mode – the electric drive provides the maximum output.

Where figures for electricity/fuel consumption, CO<sub>2</sub> emissions or electric range are given as intervals, this reflects the effect of different wheel/tyre combinations. Figures for electricity/fuel consumption and electric range are determined on the basis of the ECE driving cycle (NEDC). Results may vary, depending on climatic conditions and individual driving style. Illustrations include optional equipment. For further information on fuel consumption and CO<sub>2</sub> emissions, please see pages 50 | 51 or contact your BMW partner.

# BMW Individual

The expression of personality.



BMW Individual paint finish Champagne Quartz metallic and 19" BMW Individual light alloy wheels V-spoke 626 I.

**25 YEARS**  
*handcrafted perfection*  
**BMW INDIVIDUAL**



## The new BMW 3 Series Saloon. Inspired by BMW Individual.

□ Driving a BMW is already a sign of special sophistication. Those who would like to take turning their car into an individual reflection of their personality further will find near infinite possibilities for differentiation in the ranges offered by the BMW Individual Collection and the BMW Individual Manufaktur.

Perfectly matched to each model series, the BMW Individual Collection offers a highly exclusive selection of equipment options: Paint finishes that sparkle and reflect the light or convey a matt effect. Leather that is unique in colour and scope, rounded off with expertly applied contrasts and decorative stitching. Interior trims executed in the rarest precious woods, with a flawless piano finish or the finest leather upholstery.

This range is only surpassed by the artistry of the BMW Individual Manufaktur. It has a sole mission: to turn even the most individual customer request into reality by means of style and perfect workmanship.



BMW Individual interior trim Piano finish Black and leather-covered instrument panel.



BMW Individual extended fine-grain Merino leather in Cashmere Beige, leather-covered instrument panel and interior trim Piano finish Black.



EXPERIENCE BMW INDIVIDUAL INTERACTIVE.  
WITH THE BMW INDIVIDUAL APP FOR iOS AND ANDROID.

EQUIPMENT HIGHLIGHTS.

■ Standard equipment    □ Optional equipment



**[ 01 ]** All the lights in the LED headlights feature LED technology. They radiate a particularly bright light and consume little energy. The indicator is positioned above the light tubes.

**[ 02 ]** The rear lights with their characteristic “L” shape and lighting elements in full LED technology identify the vehicle as a BMW even in the dark.

**[ 03 ]** The Glass roof, electrical with a slide and lift function, allows passengers to regulate the air flow rate according to their individual preference, while ensuring draught-free ventilation and a minimum of wind noise.

**[ 04 ]** The Adaptive LED headlights and BMW Selective Beam provide significantly better illumination. The LED fog lights increase safety in bad weather.

**[ 05 ]** The low-set<sup>1</sup> Adaptive M suspension with variable damper control allows the driver to choose between comfortable or dynamic suspension settings.

**[ 06 ]** The comfort access system allows passengers to enter the car via the front doors and open the tailgate without having to actively use the key.

**[ 07 ]** Tailpipes with chrome trim for all engine variants. Black chrome tailpipes for Sport Line, Edition Sport Line Shadow and Edition M Sport Shadow. The number of tailpipes depends on the engine variant.



**[ 08 ]** BMW Individual leather-covered instrument panel (XT1), upper section and upper-arm trim panels in Walknappa leather in the interior colour. Instrument panel bottom in fine-grain Merino leather in the BMW Individual upholstery colour.

**[ 09 ]** The automatic air conditioning with two-zone control includes Automatic Air Recirculation (AAR) with an active carbon filter, as well as fogging and solar sensors.

**[ 10 ]** M Leather steering wheel including multifunction buttons, steering wheel rim in leather ‘Walknappa’ Black with contoured thumb rests.

**[ 11 ]** The black Sport leather steering wheel with black stitching, a thick rim and contoured thumb rests has an exceptionally pleasant feel.

**[ 12 ]** The electrical seat adjustment is easy to use and the memory function allows users to save their preferred settings for the seat and exterior mirrors.

**[ 13 ]** BMW Individual fine-grain leather steering wheel, modelled on the Sport leather steering wheel, with superior-quality leather and a thicker wheel rim.

**[ 14 ]** Cupholders in front of the gear lever and many other handy storage trays and compartments.

**[ 15 ]** The 8-speed Steptronic Sport transmission enables automatic gear selection as well as manual shifting via the gearshift paddles or gear lever.

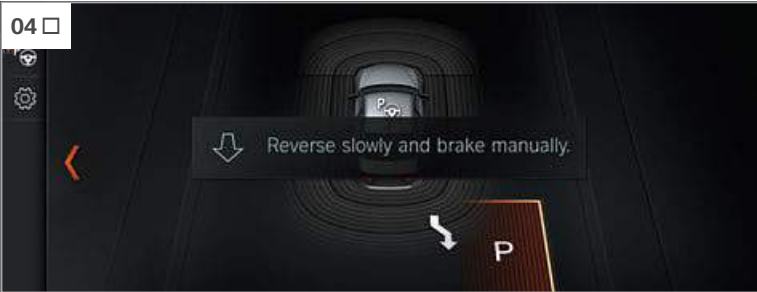
**[ 16 ]** The Lights package features numerous LED lights both inside and outside for increased convenience and creates a stylish look for the interior.

<sup>1</sup> Low-set suspension not available in combination with xDrive. Not available for BMW 330e iPerformance.

Optional and standard equipment vary according to country.

EQUIPMENT HIGHLIGHTS.

■ Standard equipment    □ Optional equipment



**[ 01 ]** The Lane Change Warning alerts the driver during lane changes if there is a vehicle in the driver's blind spot or approaching on the adjacent lane, using a visual signal and vibrations of the steering wheel.

**[ 02 ]** Active cruise control with Stop&Go function<sup>1</sup> maintains a preselected speed, as well as the distance to the driver ahead.

**[ 03 ]** The full-colour BMW Head-Up Display<sup>2</sup> projects information relevant to the journey directly into the driver's field of vision.

**[ 04 ]** The Parking assistant makes parking parallel and perpendicular to the road easier. It does the steering while the driver remains in control of the accelerator, brake and gears.

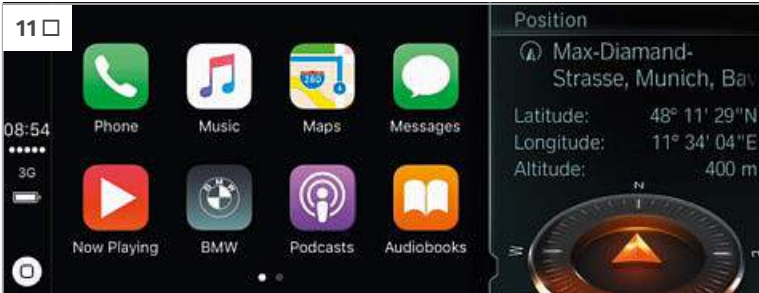
**[ 05 ]** Navigation system Business: with iDrive Controller, built-in 6.5" LCD colour display and three years of complimentary map updates.

**[ 06 ]** Front and rear Park Distance Control (PDC) makes parking and manoeuvring in tight spaces much easier.

**[ 07 ]** Surround View is a visual parking aid with the camera-based functions Top View, Side View and Rear view camera.

**[ 08 ]** The Driving Assistant safety equipment draws the driver's attention to an unintentional lane change or possible collision<sup>3</sup> and brakes automatically in the event of an emergency.

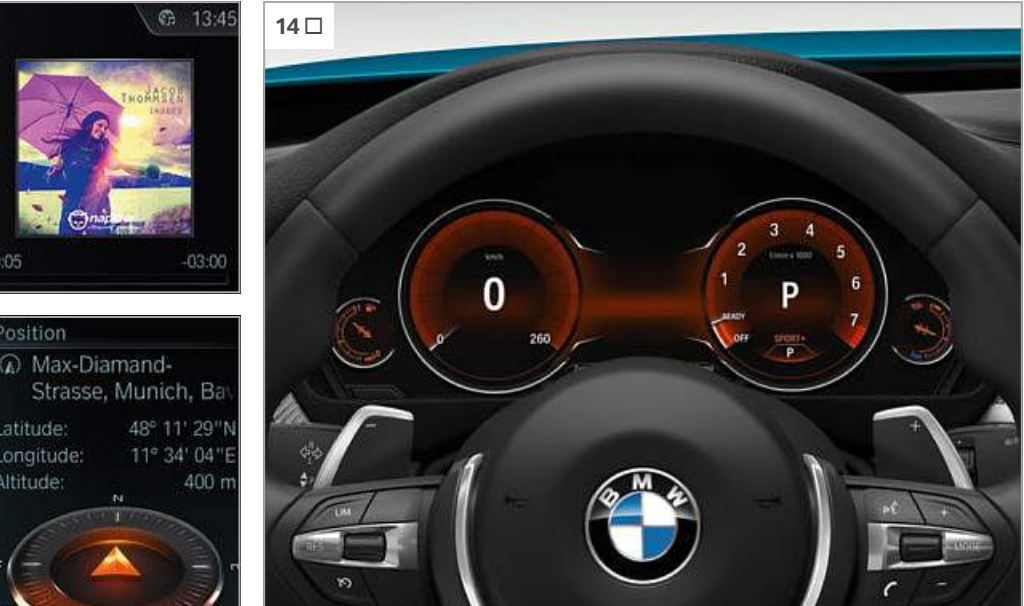
**[ 09 ]** The ConnectedDrive Navigation package comprises the Professional Navigation system, telephony with wireless charging, Concierge Service, RTTI, Remote Services and BMW ConnectedDrive Services.<sup>4</sup>



**[ 10 ]** Online Entertainment<sup>5</sup> offers direct and unlimited access to millions of tracks in the BMW.

**[ 11 ]** Preparation for Apple CarPlay<sup>®</sup> supports the convenient and secure wireless use of an iPhone<sup>®</sup> via the vehicle's user interface.

**[ 12 ]** Telephony with wireless charging offers a comprehensive telephony package with Bluetooth<sup>7</sup> connectivity and the technical capacity for a WiFi hotspot.



**[ 13 ]** Harman Kardon surround sound system with 600-watt digital amplifier, vehicle-specific equalising and loudspeakers with chrome detailing.

**[ 14 ]** The Multifunctional instrument display offers an impressive presentation of the gauges and other instruments.

**[ 15 ]** The through-loading system with rear seat backrests, which are divisible in a 40:20:40 ratio, guarantees flexibility when transporting people and objects (standard on BMW 3 Series Touring).



**[ 16 ]** The trailer tow hitch with electronically adjustable tow ball (not visible) and stability control is capable of pulling heavy loads of up to 1,800 kg.

**[ 17 ]** With tinted rear and rear side windows, the sun protection glazing reduces unwanted warming of the interior.

**[ 18 ]** Contactless opening of the tailgate with a quick wave of the foot under the rear bumper (part of the Comfort access system).

<sup>1</sup> Only available in combination with Steptronic transmission.  
<sup>2</sup> The information in the BMW Head-Up Display is not fully visible when wearing polarised sunglasses. Functionality shown is dependent on equipment. Further optional equipment is required for additional displays.  
<sup>3</sup> Function may be limited in darkness or in fog.  
<sup>4</sup> Map updates are available at BMW dealerships for three years without license fees. Please consult your local BMW partner for further information.  
<sup>5</sup> Only available in conjunction with the Navigation System Professional.

<sup>6</sup> The compatibility and range of functions from Apple CarPlay<sup>®</sup> depend on the model year and the software installed on the iPhone<sup>®</sup>. When the Apple CarPlay<sup>®</sup> preparation is used, selected vehicle data is transferred to the phone. The mobile phone manufacturer is responsible for further data processing. The availability and range of functions of Apple CarPlay<sup>®</sup> may vary from country to country.  
<sup>7</sup> For information on the Bluetooth compatibility of smartphones and other mobile devices please visit [www.bmw.com/bluetooth](http://www.bmw.com/bluetooth)

Optional and standard equipment vary according to country.

WHEELS AND TYRES.

■ Standard equipment    □ Optional equipment



**[ 01 ]** 18" light alloy wheels Turbine style 415, 8 J x 18 with 225/45 R 18 tyres.

**[ 02 ]** 19" BMW Individual light alloy wheels V-spoke style 626 I with mixed tyres, front 8 J x 19 with 225/40 R 19 tyres, rear 8.5 J x 19 with 255/35 R 19 tyres.

**[ 03 ]** 19" BMW Individual light alloy wheels V-spoke style 439 I with mixed tyres, front 8 J x 19 with 225/40 R 19 tyres, rear 8.5 J x 19 with 255/35 R 19 tyres.

**[ 04 ]** 17" light alloy wheels V-spoke style 413, 7.5 J x 17 with 225/50 R 17 tyres.

**[ 05 ]** 18" light alloy wheels V-spoke style 398 with mixed tyres, front 8 J x 18 with 225/45 R 18 tyres, rear 8.5 J x 18 with 255/40 R 18 tyres.

**[ 06 ]** 17" light alloy wheels Star-spoke style 393, 7.5 J x 17 with 225/50 R 17 tyres.


**[ 07 ]** 19" light alloy wheels Star-spoke style 407 with mixed tyres, front 8 J x 19 with 225/40 R 19 tyres, rear 8.5 J x 19 with 255/35 R 19 tyres.

**[ 08 ]** 18" light alloy wheels V-spoke style 658 with mixed tyres, front 8 J x 18 with 225/45 R 18 tyres, rear 8.5 J x 18 with 255/40 R 18 tyres.

**[ 09 ]** 16" light alloy wheels V-spoke style 656, 7 J x 16 with 225/55 R 16 tyres.

**[ 10 ]** 16" light alloy wheels turbine style 406, BMW EfficientDynamics, aerodynamically optimised, Orbit Grey, gloss-lathed, 7 J x 16 with 205/60 R 16 tyres.

ORIGINAL BMW ACCESSORIES.



**[ 01 ]** Lockable racing bike holder made of high-strength aluminium, for secure transport of racing bikes using a quick-clamping system. A separate front wheel holder is also available.

**[ 02 ]** Precisely fitting protection against moisture and dirt in the front footwell. The black design perfectly complements the interior.

**[ 03 ]** The sophisticated door sill finishers with illuminated BMW lettering automatically emit a discreet light when the doors are opened.

**[ 04 ]** For inductive charging of the Apple iPhone™ 6/6s. The case also doubles as a protective cover.

**[ 05 ]** Forged 20" BMW M Performance light alloy wheels Double-spoke style 624 M in Bicolour matt Black, milled. Complete TPM summer wheel set with mixed-size runflat tyres. Front wheels: 8J x 20 with 225/35 R20 90Y XL tyres. Rear wheels: 8.5J x 20 with 255/30 R20 92Y XL tyres.

**[ 06 ]** Premium 20" light alloy wheels Star-spoke style 660 in Bicolour Orbit Grey, forged and gloss-lathed, lend the vehicle a very dynamic look with their two-tone design. Complete TPM summer wheel set with mixed-size runflat tyres. Front wheels: 8J x 20 with 225/35 R20 90Y XL tyres. Rear wheels: 8.5J x 20 with 255/30 R20 92Y XL tyres.

**[ 07 ]** Infant car seat with patented air pads for children under approx. 13 kg (approx. 15 months). To be used in combination with the separately available ISOFIX base, or with one of the safety belts.

EXTERIOR COLOURS.

■ Standard equipment    □ Optional equipment



■ **Non-metallic** 668 Black




□ **Non-metallic** 300 Alpine White<sup>1</sup>



□ **Metallic** A96 Mineral White




□ **Metallic** A83 Glacier Silver<sup>2</sup>



□ **Metallic** C08 Platinum Silver



□ **Metallic** B39 Mineral Grey<sup>2</sup>



□ **Metallic** B65 Jatoba



□ **Metallic** 475 Black Sapphire<sup>2</sup>



□ **Metallic** C10 Mediterranean Blue




□ **Metallic** A75 Melbourne Red<sup>2</sup>



□ **Metallic** C1X Sunset Orange<sup>2</sup>

M SPORT PACKAGE



□ **Metallic** B45 Estoril Blue<sup>3</sup>

BMW INDIVIDUAL



□ **BMW Individual** X08 Champagne Quartz metallic<sup>2</sup>



□ **BMW Individual** X10 Tanzanite Blue metallic<sup>2</sup>



□ **BMW Individual** X12 Smoky Topaz metallic<sup>2</sup>



□ **BMW Individual** X02 Citrine Black metallic<sup>2</sup>



□ **BMW Individual** 490 Brilliant White metallic<sup>2</sup>



□ **BMW Individual** 490 Moonstone metallic<sup>2</sup>

<sup>1</sup> Standard with the M Sport package.

<sup>2</sup> Also optionally available for the M Sport package.

<sup>3</sup> Exclusively available for the M Sport package.

Optional and standard equipment vary according to country.

**[ Colour samples ]** The colour samples are meant to provide you with a first impression of the paints and materials available for your BMW. Experience has shown, however, that printed versions of paint, upholstery and interior trim colours cannot always faithfully reproduce the colour appearance of the originals. We recommend therefore that you consult your BMW dealer who will be happy to show you original samples and assist with special requests.

INTERIOR COLOURS.

■ Standard equipment □ Optional equipment

LEATHER

Available with	
□ Base model ■ Luxury Line □ Sport Line □ M Sport package	<b>Dakota leather</b> LCSW Black, Black interior colour
□ Base model ■ Luxury Line □ Sport Line	<b>Dakota leather</b> LCDF Veneto Beige, Veneto Beige interior colour
□ Base model ■ Luxury Line □ Sport Line	<b>Dakota leather</b> LCV1 Veneto Beige with interior colour in Black
□ Base model ■ Luxury Line □ Sport Line □ M Sport package	<b>Dakota leather</b> LCOM Oyster with Oyster dark highlights, lower part of the instrument panel in Oyster
■ Luxury Line □ Sport Line □ M Sport package	<b>Dakota leather</b> LCFJ Veneto Beige with Oyster dark highlights, lower part of the instrument panel in Veneto Beige
■ Luxury Line □ Sport Line □ M Sport package	<b>Dakota leather</b> LCFL Veneto Beige with Oyster dark highlights and Black interior colour
□ Sport Line □ M Sport package	<b>Leather ‘Dakota’</b> LCRY Cognac, Brown highlight, interior colour Black.
■ Luxury Line	<b>Leather ‘Dakota’</b> LCRZ Cognac, Brown highlight, interior colour Black/Cognac.
□ Sport Line □ M Sport package	<b>Dakota leather</b> LCL5 Coral Red with Black highlights
□ Sport Line	<b>Dakota leather</b> LCL3 Black with Red highlights
■ Luxury Line □ Sport Line □ M Sport package	<b>Dakota leather</b> LCL8 Black with Oyster dark highlights
□ M Sport package	<b>Dakota leather</b> LCNL Black with contrast stitching in Blue

CLOTH

Available with	
■ Base model	<b>Move cloth</b> BDAT Anthracite <sup>1</sup>
■ Sport Line	<b>Corner cloth</b> CCL2 Anthracite with Red highlights
□ Base model ■ Sport Line	<b>Corner cloth</b> CCL1 Anthracite with Grey highlights

CLOTH/LEATHER COMBINATION

Available with	
■ M Sport package	<b>Hexagon cloth/Alcantara combination</b> HAAT Anthracite
□ Base model □ Sport Line	<b>Breeze cloth/leather combination</b> CBAT Anthracite, with Black interior colour
□ Base model □ Sport Line	<b>Breeze cloth/leather combination</b> CBOP Oyster, lower part of the instrument panel in Oyster

BMW INDIVIDUAL LEATHER

Available with	
□ Base model □ Luxury Line □ Sport Line □ M Sport package	<b>BMW Individual fine-grain Merino leather</b> ZAOW Opal White <sup>2</sup>
□ Base model □ Luxury Line □ Sport Line □ M Sport package	<b>BMW Individual fine-grain Merino leather</b> ZAKS Cashmere Beige <sup>2</sup>
□ Base model □ Luxury Line □ Sport Line □ M Sport package	<b>BMW Individual fine-grain Merino leather</b> ZAP5 Amaro Brown <sup>2</sup>
□ Base model □ Luxury Line □ Sport Line □ M Sport package	<b>BMW Individual fine-grain Merino leather</b> ZAWT Cohiba Brown <sup>2</sup>
□ Base model □ Luxury Line □ Sport Line □ M Sport package	<b>BMW Individual fine-grain Merino leather</b> ZASW Black <sup>2</sup>

INTERIOR TRIMS

Available with	
■ Base model	4CG Satin Silver matt
□ Base model ■ Luxury Line ■ Sport Line	4LU Black high-gloss with Pearl Chrome highlights
■ Sport Line	4LV Black high-gloss with Coral Red matt highlights
□ Base model ■ Luxury Line □ Sport Line ■ M Sport package	4FT Aluminium finely brushed lengthwise with Black high-gloss highlights
□ Base model ■ Luxury Line □ Sport Line	4LS Aluminium finely brushed lengthwise with Pearl Chrome highlights
■ M Sport package	4WG Aluminium Hexagon with Black high-gloss highlights
■ M Sport package	4WF Aluminium Hexagon with Blue matt highlights
■ M Sport package	4MN Aluminium Carbon dark interior trim with Pearl-Gloss Chrome accent line
■ Edition Luxury Line	4FV Fineline light fine-wood trim, Pearl-Gloss Chrome accent line
□ Base model ■ Luxury Line □ Sport Line □ M Sport package	4FU Fine-wood trim Fineline Anthracite with Pearl Chrome highlights
□ Base model ■ Luxury Line □ Sport Line □ M Sport package	4FW Fine-wood trim Burled Walnut with Pearl Chrome highlights
□ Luxury Line □ Sport Line □ M Sport package	4GA Fine-wood trim Ash Grain with metal inlay and Pearl Chrome highlights



INTERIOR COLOURS

Available with	
■ Base model ■ Luxury Line ■ Sport Line ■ M Sport package	Black
■ Base model ■ Luxury Line ■ Sport Line ■ M Sport package	Veneto Beige

BMW INDIVIDUAL INTERIOR TRIMS

Available with	
□ Base model □ Luxury Line □ Sport Line □ M Sport package	<b>BMW Individual interior trim</b> XEX Fine-wood trim Ash Grain White <sup>3</sup>
□ Base model □ Luxury Line □ Sport Line □ M Sport package	<b>BMW Individual interior trim</b> XE5 Fine-wood trim Plane Auburn dark <sup>3</sup>
□ Base model □ Luxury Line □ Sport Line □ M Sport package	<b>BMW Individual interior trim</b> XE7 Piano finish Black <sup>3</sup>

HEADLINER

Available with	
□ Base model □ Luxury Line □ Sport Line ■ M Sport package	<b>BMW Individual headliner</b> 775 Anthracite

Please note that even normal long or short-term use can lead to unrecoverable upholstery damage. This can be caused in particular by non-colourfast clothing.

Please note that the interior colour and headliner depend on the selected upholstery colour.

<sup>1</sup> Not available in combination with sport seats.

<sup>2</sup> BMW Individual extended leather upholstery in fine-grain Merino leather with contrast stitching and piping comprises the front and rear seats including headrests, door trims and the centre console including armrests.

<sup>3</sup> With Pearl-Gloss Chrome accent line.

In addition to the special edition-specific equipment features, the Edition Luxury Line Purity, Edition Sport Line Shadow and Edition M Sport Shadow are available with the same range of upholstery and interior trims.

Optional and standard equipment vary according to country.

BMW 3 SERIES SALOON												
	318i	320i 320i xDrive	330i 330i xDrive	340i 340i xDrive	316d	318d 318d xDrive	320d 320d xDrive	320d EfficientDynamics Edition	325d	330d 330d xDrive	335d xDrive	330e iPerformance

Weight												
Unladen EU¹	kg	1475 [1500]	1505 [1525]	1545 [1570]	1605 [1615]	1495 [1505]	1505 [1525]	1505 [1525]	1495 [1505]	1570 [1580]	[1615]	– [1735]
Unladen EU¹ (xDrive)	kg	–	1595 [1605]	[1640]	1675 [1690]	–	1575	1590 [1610]	–	–	[1690]	[1705] –
Max. permissible	kg	1975 [2000]	2005 [2025]	2045 [2055]	2090 [2100]	1995 [2005]	2005 [2025]	2005 [2025]	1970 [1980]	2055 [2065]	[2090]	– [2195]
Max. permissible (xDrive)	kg	–	2095 [2105]	[2115]	2150 [2165]	–	2075	2090 [2110]	–	–	[2165]	[2180] –
Permitted load	kg	575 [575]	575 [575]	575 [560]	560 [560]	575 [575]	575 [575]	575 [575]	550 [550]	560 [560]	[550]	– [535]
Permitted load (xDrive)	kg	–	575 [575]	[550]	550 [550]	–	575	575 [575]	–	–	[550]	[550] –
Permitted trailer load, unbraked²	kg	695 [695]	695 [695]	745 [745]	750 [750]	745 [745]	745 [745]	745 [745]	[745]	750 [750]	[750]	– –
Permitted trailer load, unbraked (xDrive)²	kg	–	750 [750]	[750]	750 [750]	–	750	750 [750]	–	–	[750]	[750] –
Permitted trailer load, braked, max. 12% gradient/max. 8% gradient²	kg	1300/1500 [1300/1500]	1700/1700 [1800/1800]	1800/1800 [1800/1800]	1800/1800 [1800/1800]	1600/1700 [1600/1700]	1600/1700 [1800/1800]	1600/1800 [1800/1800]	[1800/1800]	1800/1800 [1800/1800]	[1800/1800]	– –
Permitted trailer load, braked, max. 12% gradient/max. 8% gradient (xDrive)²	kg	–	1700/1800 [1800/1800]	[1800/1800]	1800/1800 [1800/1800]	–	1600/1800	1600/1800 [1800/1800]	–	–	[1800/1800]	[1800/1800] –
Luggage compartment volume	l	480	480	480	480	480	480	480	480	480	480	370

Engine⁴,⁵												
Cylinders/valves		3/4	4/4	4/4	6/4	4/4	4/4	4/4	4/4	4/4	6/4	4/4
Capacity	cc	1499	1998	1998	2998	1995	1995	1995	1995	1995	2993	2993 1998
Max. output/engine speed	kW (hp)/rpm	100 (136)/ 4400	135 (184)/ 5000	185 (252)/ 5200	240 (326)/ 5500	85 (116)/ 4000	110 (150)/ 4000	140 (190)/ 4000	120 (163)/ 4000	165 (224)/ 4400	190 (258)/ 4000	230 (313)/ 4400 135 (184)/ 5000–6500
Max. torque/engine speed	Nm/rpm	220/ 1250–4300	290 [270]/ 1350–4250⁹	350/ 1450–4800	450/ 1380–5000	270/ 1250–2750	320/ 1500–3000	400/ 1750–2500	400/ 1750–2250	450/ 1500–3000	560/ 1500–3000	630/ 1500–2500 290/ 1350–4250

Power transmission												
Drive configuration		Rear-wheel	Rear-wheel/ all-wheel	Rear-wheel/ all-wheel	Rear-wheel/ all-wheel	Rear-wheel	Rear-wheel/ all-wheel	Rear-wheel/ all-wheel	Rear-wheel/ all-wheel	Rear-wheel	Rear-wheel/ all-wheel	All-wheel    Rear-wheel
Standard transmission		Six-speed manual	Six-speed manual	Six-speed manual	Six-speed manual	Six-speed manual	Six-speed manual	Six-speed manual	Six-speed manual	Six-speed manual	Eight-speed Steptronic	–    Eight-speed Steptronic
Standard transmission (xDrive)		–	Six-speed manual	Eight-speed Steptronic	Six-speed manual	–	Six-speed manual	Six-speed manual	–	–	Eight-speed Steptronic	Eight-speed Steptronic    –

Performance												
Top speed	km/h	210 [210]	235 [235]	250³ [250]³	250³ [250]³	205 [204]	215 [212]	235 [230]	230 [225]	245 [245]	[250]³	– [225]
Top speed (xDrive)	km/h	–	232 [230]	[250]³	250³ [250]³	–	212	233 [228]	–	–	[250]³	[250]³ –
Top speed (all-electric mode)	km/h	–	–	–	–	–	–	–	–	–	–	[120]
Acceleration 0–100 km/h	s	8.9 [9.1]	7.2 [7.3]	5.9 [5.8]	5.2 [5.1]	10.7 [10.6]	8.6 [8.4]	7.3 [7.2]	7.9 [7.8]	6.5 [6.1]	[5.6]	– [6.1]
Acceleration (xDrive) 0–100 km/h	s	–	7.5 [7.6]	[5.8]	5.0 [4.9]	–	8.8	7.4 [7.3]	–	–	[5.3]	[4.8] –

Fuel consumption⁴,⁵												
Urban	l/100 km	6.4–7.0 [6.2–6.7]	7.3–7.9 [6.9–7.6]	7.9–8.4 [7.0–7.4]	10.0–10.4 [8.6–9.1]	4.6–5.1 [4.6–5.1]	4.9–5.3 [4.8–5.3]	4.9–5.3 [4.8–5.2]	4.7–5.2 [4.6–5.0]	5.6–5.9 [5.0–5.4]	[5.8–6.0]	– –
Urban (xDrive)	l/100 km	–	8.4–9.0 [7.4–8.0]	[7.5–7.8]	10.4–10.7 [9.2–9.7]	–	5.4–5.9	5.3–5.8 [5.1–5.5]	–	–	[6.0–6.1]	[6.4–6.5] –
Extra-urban	l/100 km	4.3–4.7 [4.3–4.6]	4.5–4.8 [4.4–4.7]	5.1–5.4 [4.7–4.9]	5.9–6.1 [5.3–5.5]	3.5–3.8 [3.5–3.8]	3.5–3.9 [3.6–3.9]	3.5–3.9 [3.6–3.9]	3.4–3.8 [3.3–3.6]	4.0–4.3 [4.1–4.3]	[4.3–4.6]	– –
Extra-urban (xDrive)	l/100 km	–	5.2–5.5 [4.7–5.0]	[5.0–5.2]	6.1–6.3 [5.6–5.9]	–	3.9–4.2	3.9–4.2 [3.8–4.2]	–	–	[4.8]	[4.9] –
Combined	l/100 km	5.1–5.5 [5.0–5.4]	5.5–5.9 [5.3–5.8]	6.1–6.5 [5.5–5.8]	7.4–7.7 [6.5–6.8]	3.9–4.3 [3.9–4.3]	4.0–4.4 [4.0–4.4]	4.0–4.4 [4.0–4.4]	3.9–4.3 [3.8–4.1]	4.6–4.9 [4.4–4.7]	[4.9–5.0]	– [1.9–2.1]
Combined (xDrive)	l/100 km	–	6.4–6.8 [5.7–6.1]	[5.9–6.2]	7.7–7.9 [6.9–7.3]	–	4.5–4.8	4.4–4.8 [4.3–4.7]	–	–	[5.2–5.3]	[5.4–5.5] –
Energy consumption⁶	kWh/100 km	–	–	–	–	–	–	–	–	–	–	[11.0–11.9]
Combined CO₂ emissions	g/km	119–129 [116–126]	128–138 [124–134]	143–151 [129–136]	172–179 [152–159]	102–113 [102–113]	106–116 [106–116]	106–116 [106–116]	102–113 [99–109]	121–129 [116–124]	[129–131]	– [44–49]
Combined CO₂ emissions (xDrive)	g/km	–	149–159 [132–142]	[138–144]	179–185 [162–169]	–	117–127	116–126 [112–123]	–	–	[137–139]	[143–145] –
Tank capacity, approx.	l	60	60	60	60	57	57	57	55	57	57	41

Wheels/tyres												
Tyre dimensions		205/60 R 16 W	205/60 R 16 W	225/50 R 17 W	225/50 R 17 W	205/60 R 16 W	205/60 R 16 W	205/60 R 16 W	205/60 R 16 W	225/50 R 17 W	225/50 R 17 W	205/60 R 16 W
Wheel dimensions		7 J x 16	7 J x 16	7.5 J x 17	7.5 J x 17	7 J x 16	7 J x 16	7 J x 16	7 J x 16	7.5 J x 17	7.5 J x 17	7 J x 16
Material		light alloy	light alloy	light alloy	light alloy	light alloy	light alloy	light alloy	light alloy	light alloy	light alloy	light alloy

BMW 3 SERIES SALOON												
	318i	320i 320i xDrive	330i 330i xDrive	340i 340i xDrive	316d	318d 318d xDrive	320d 320d xDrive	320d EfficientDynamics Edition	325d	330d 330d xDrive	335d xDrive	330e iPerformance

iPerformance system output												
Peak output/engine speed	kW (hp)/rpm	–	–	–	–	–	–	–	–	–	–	65 (88)/ 2500
System output	kW (hp)	–	–	–	–	–	–	–	–	–	–	185 (252)
System torque	Nm	–	–	–	–	–	–	–	–	–	–	420

High-voltage lithium-ion battery capacity												
Battery type/net battery capacity	kWh	–	–	–	–	–	–	–	–	–	–	Li-Ion/5.7
All-electric range (NEDC)⁷ / max. combined range⁷	km	–	–	–	–	–	–	–	–	–	–	37–40/–
Charging time⁸ (conventional mains socket/ BMW i Wallbox Pure/Pro)	h	–	–	–	–	–	–	–	–	–	–	3/2.2

¹ Figures quoted are based on a 90 % full tank and a driver weight of 75 kg. Unladen weight applies to vehicles with standard equipment. Optional equipment may increase vehicle mass.

² The overall weight of the trailer must not exceed the maximum permissible trailer load, taking into account the maximum permissible towbar download (75 kg).

³ Electronically limited.

⁴ BMW recommends the use of RON 95 super unleaded fuel. Engines may be run on lower-grade unleaded fuel (minimum RON 91) with a maximum ethanol content of 10 per cent (E10).

⁵ All engines comply with the EU 6 emissions standard. Fuel consumption is determined in accordance with the ECE driving cycle made up of approximately one-third urban traffic and two-thirds extra-urban driving (based on the distance covered). CO₂ emissions are measured in addition to fuel consumption. Optional equipment may increase these figures. Fuel consumption and CO₂ emission figures are dependent on tyre format (higher figures refer to models with optional wheels). For further information on fuel consumption and CO₂ emissions, please consult your BMW partner.

⁶ Energy consumption depends on the selected wheel and tyre size.

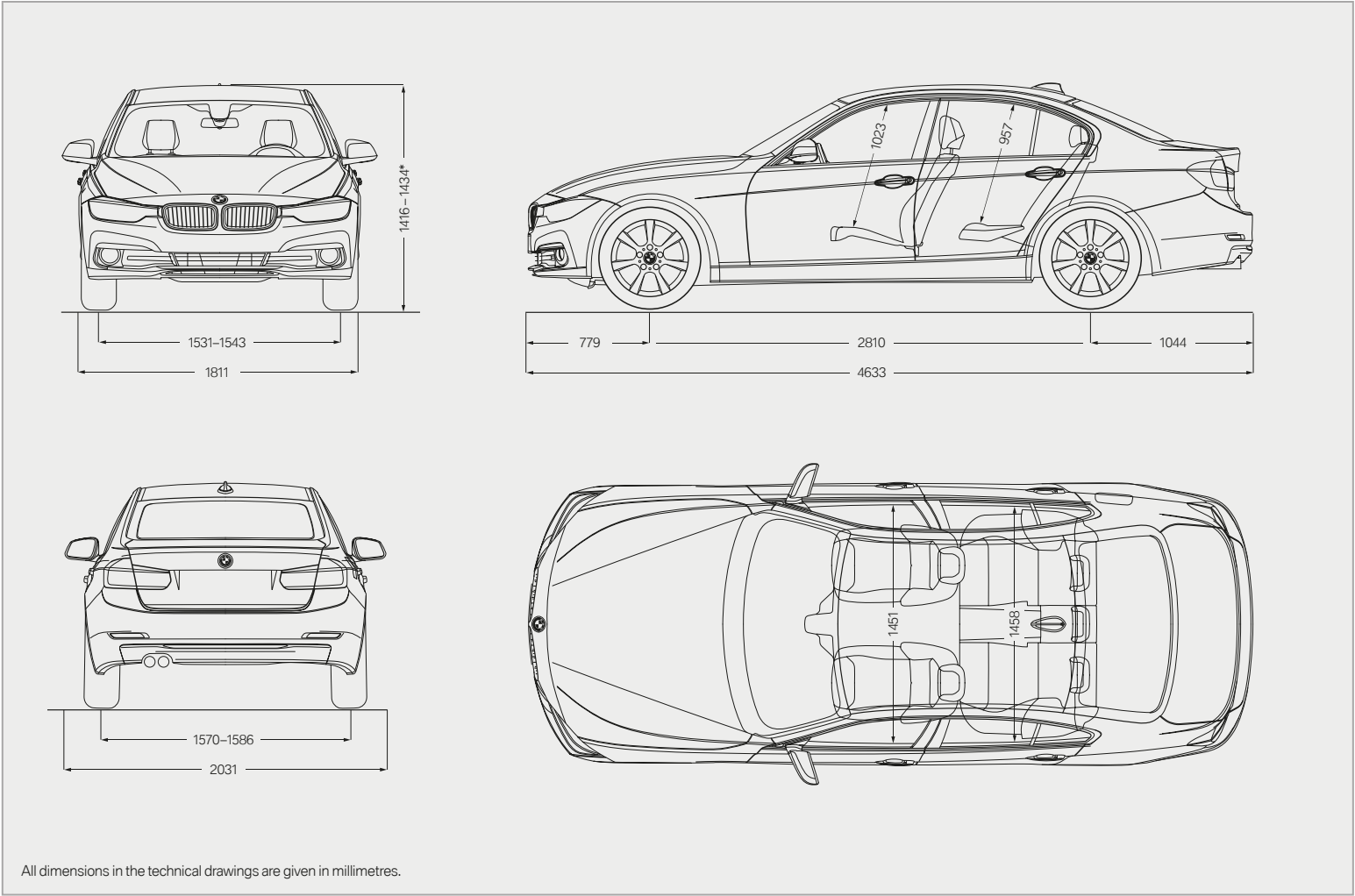
⁷ Range depends on various factors including personal driving style, route characteristics, external temperature and use of the heating/air conditioning during or prior to the drive.

⁸ Depends on local electricity infrastructure. Charging duration is for a charge corresponding to 100 % of the maximum capacity.

⁹ Maximum torque in conjunction with Steptronic transmission, xDrive and xDrive with Steptronic transmission: 270 Nm at 1,350–4,600 rpm.

Figures in [ ] apply to vehicles with Steptronic transmission.

\* Height with roof aerial is 1428–1446 mm, depending on the model.



# WELL TAKEN CARE OF WITH BMW SERVICES:

When you buy a BMW, you can look forward to superb service and comprehensive customer care. For example, the **Condition Based Service** independently tracks both service fluid levels and the condition of parts subject to wear and then notifies you in the display when the vehicle requires servicing. So you only need to go to your BMW service partner when it's really necessary. When you do go, our

## BMW SERVICE.



**BMW Service Packages\*:** Individual and stress-free, just for you. Individual, well-thought-out servicing solutions carefully tailored to you and your vehicle. With one-off, predictable costs, BMW Service Packages give you complete peace of mind, so you can enjoy owning a BMW to the very fullest. Whether it's fresh from the showroom or already well-travelled – there's a BMW Service Package for every phase of your vehicle's life. All bringing you maximum quality, expertise and value retention, always at reasonable, transparent rates. And always carefully tailored to you and your BMW. Find out just how stress-free truly individual service can be! [www.bmw.com/serviceinclusive](http://www.bmw.com/serviceinclusive)



**BMW Mobile Service\*:** This service is there for you day and night. As soon as you call, we spring into action, and take care of everything that may need doing after an accident or breakdown, with specially trained technicians working – on site or via telephone – to get your car back on the road. We offer comprehensive, country-specific mobility packages for breakdowns, and insurance that covers you in the event of an accident or theft. So if anything untoward does happen, simply call up the BMW accident hotline and we'll go to work. We'll take care of calling the emergency services, a tow truck, a replacement car, notifying your insurance company and much more. For further information please visit [www.bmw.com](http://www.bmw.com)



**BMW TeleServices\*:** With Condition Based Service, you'll be automatically reminded of your next necessary service appointment on the vehicle screen. Provided you've consented, key vehicle data will be relayed to BMW automatically for analysis. Your assigned BMW service partner will access the information and contact you free of charge to make a service appointment as and when necessary. To access BMW Teleservices, the vehicle must be equipped with the optional Intelligent Emergency Call or ConnectedDrive Services. The service can be deactivated at any time you so desire, and you can change your service partner in the iDrive menu or ConnectedDrive portal. Find out more at [www.bmw.com/teleservices](http://www.bmw.com/teleservices)

## BMW FINANCIAL SERVICE.



**BMW Financial Services\*:** Mobility solutions to meet your needs. BMW Financial Services provides you with attractive leasing, finance and insurance options. To find out more, see the price list or go to [www.bmwfs.com](http://www.bmwfs.com). Your BMW partner will also be glad to draw up an individual offer for you in person.

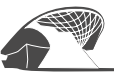
## THE BMW EXPERIENCE.



**BMW TV\*:** [www.bmw.tv](http://www.bmw.tv) enables you to experience the BMW brand in all its diversity. Features, portraits and background reports provide you with information on automobiles, innovations, sports and lifestyle topics.



**BMW Driving Experience:** The better you control your BMW, the more enjoyment you will derive from driving it. Use our training courses to learn for yourself what it means to reach a car's physical limits on various types of surfaces, and what you have to do to control your vehicle even in extreme situations. For further information please visit [www.bmwdrivingexperience.com](http://www.bmwdrivingexperience.com)



**BMW Welt:** Picking up a car at BMW Welt has always ranked among the best moments for any driver. Turn this moment into one whole unforgettable day: experience the handover of your new BMW as just one part of a programme of activities perfectly tailored to your interests. At BMW Welt, the BMW Group plant, the BMW Museum, the BMW Group headquarters and the BMW Group Classic all combine to provide you with a great experience of an exciting history, a breathtaking present – and spectacular visions for the future. Find out more at [www.bmw-welt.com/en](http://www.bmw-welt.com/en)



**BMW Magazine:** In BMW Magazine, experience the newest BMW models in front of stunning backdrops. Discover new design trends, travel destinations and the richness of modern life. Encounter people with visionary ideas who are changing the world. Find out more at [www.bmw.com/magazine](http://www.bmw.com/magazine)

\* May not be available in all countries. Please consult your BMW partner.



# SHAPING THE FUTURE – RESPONSIBLY.

In 2016, the BMW Group was once more listed in the Dow Jones Sustainability Index as the most sustainable automotive company worldwide. This makes BMW Group the only company in the automotive industry to be listed without interruption since the index was established. The development of efficient vehicle concepts and environmentally friendly production processes, including recycling, is an integral part of our philosophy. BMW EfficientDynamics and electric vehicles have enabled us to cut CO<sub>2</sub> emissions from our European new-vehicle fleet by more than 40% since 1995. We have also reduced the amount of resources used in production, such as water and energy, by 34% between 2006 and 2016, with a reduction to 45% of previous levels aimed at for 2020. In terms of other resources (such as volatile organic compounds, process wastewater and waste) our 45% target was met in 2014, and we will continue to work on further improvement. Production at our engine plant in Steyr has been waste-water free since 2007. And of course, at the end of its service life, every one of our vehicles can be easily and economically recycled. To return your end-of-life vehicle, please contact your BMW partner. For more information on this issue please visit our website.

[www.bmw.com/EfficientDynamics](http://www.bmw.com/EfficientDynamics)  
[www.bmwgroup.com/responsibility](http://www.bmwgroup.com/responsibility)  
[www.bmw.com/recycling](http://www.bmw.com/recycling)



**Sheer  
Driving Pleasure**

The models illustrated in this brochure show the equipment and configuration options (standard and optional) for vehicles produced by BMW AG for the German market. Alterations in standard and optional equipment and the configurations available for the different models, as described in this brochure, may occur after 17/03/2017, the date when this brochure went to press, or according to the specific requirements of other markets. Your local BMW Partner is available to provide further details. Subject to alteration in design and equipment.

© BMW AG, Munich, Germany. Not to be reproduced wholly or in part without prior written permission of BMW AG, Munich.

4 11 003 288 202 2017 BM. Printed in Germany 2017.